



مع تمييزاتى بالنجاح والتفوق
مصطفى ونبيل المصري
معلمة غير رياضيات
م: ٠١٢٢٤٤٧٦٩٤٨

سندباد التعليمية

سلسلة

Mathematics

Kindergarten
first level



Sinbad

MATH

For 4-5 Years

1
Term



KC1

Get Free
Discover Book
With The Main Book

TABLE OF CONTENTS




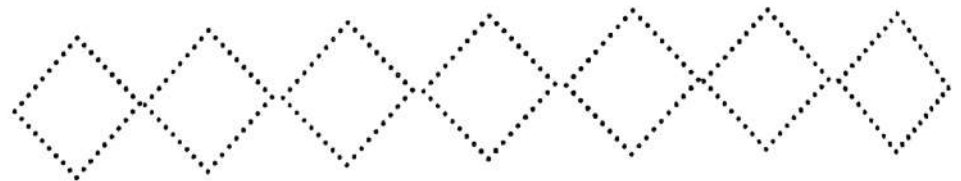
Title	Page
Chapter 1	4
Chapter 2	27
Chapter 3	44
Chapter 4	70
Chapter 5	83
Chapter 6	94

مكتبة النجاة والتفوق
مكتبة وندوة المنيرة
مطبعة خبير رياضيات
م : ١٧٢٩٤٧٦٩٤٨
هـ.ع.

Chapter 1

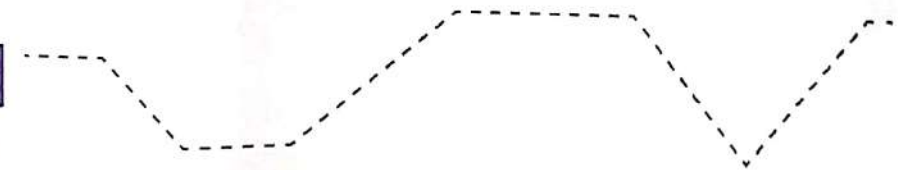
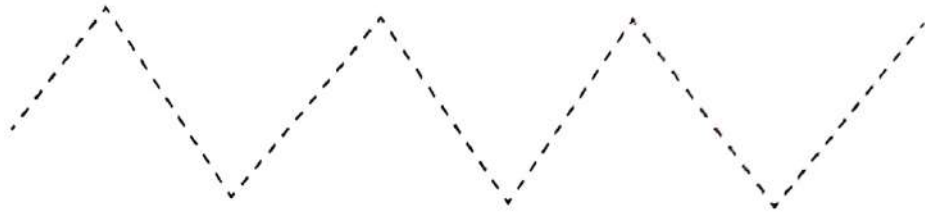
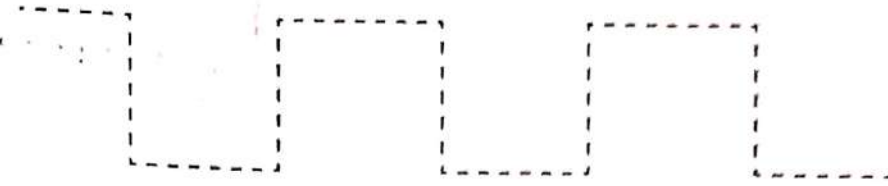
Trace the following dots .

م تقيانتي بالنظا - والتفوق
مصنوع وليلد المصنوع
بعضه تيم رياست
٠ ١ ٢ ٣ ٤ ٥ ٦ ٧ ٨ ٩ ١٠



Trace the following dots .

مركز تعليمي بالمشيخ والقبوق
مستتر وليد المصري
عنه غير رياضيات
٠١٢٢٩٤٧٦٩٤٨ : ٨




Trace the following dots .



Trace and Write number 1 .

مع تمنياتي بالنجاح والتفوق
 مستر وليد المصري
 معلم غير رياضيات
 م : ٠١٣٢٩٤٧٦٩٤٨



1	1	1	1	1
1	1	1	1	1
1				
1				

Circle the group that has 1 object.



7



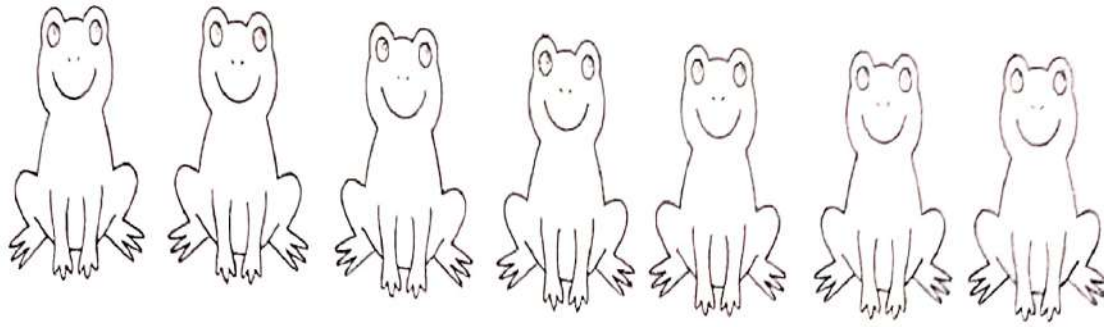
Color the circle that has the number 1 in the maze .

1	2	1	3	2	2	1
3	1	1	2	3	1	3
2	1	1	3	1	3	2
1	3	3	1	2	1	1
1	1	2	2	3	3	2
1	3	3	1	2	1	1
3	1	1	2	3	1	3

مع تهنيتنا لمرور النجاة والتقوى
مستتر وليد الحصري
معه خير رياضيات
م : ١٢٢٩٤٧٦٩٤٨



Color 1 in each row.




Complete the following table.

		1		
Colour	1	1	1	1
Trace	1	1	1	1
Write				

مع تمنياتي بالنجاح والتفوق
 مستر وليد المصري
 معلم خبير رياضيات
 م: ١٢٢٩٤٧٦٩٤٨



Trace and Write number 2 .



2	2	2	2	2
2	2	2	2	2
2				
2				

Circle the group that has 2 object.



مع تهنيتنا بالنجاح والتفوق
 مستر وليد المصري
 معلم خبير رياضيات
 م : ٠١٢٢٩٤٧٦٩٤٨

10

Handwritten Arabic text, possibly a student's name or a note.

Color 2 in each row.






Complete the following table.

		2		
Colour	2	2	2	2
Trace	2	2	2	2
Write				



مع تمنياتنا بالنجاح والتفوق
 مستر وليد المصري
 معلم خبير رياضيات
 م: ٠١٢٢٩٤٧٦٩٤٨



Count and Circle the correct number .







Count and Write the correct number .



مع تمنياتنا بالانجاح والتفوق
مستتر وليف المصري
مطعم خبير رياضيات
م : ١٢٢٩٤٧٦٩٤٨

Trace and Write number 3 .


مع تلميذاتها بالنجاح والتفوق
مستقر وليلك الحصري
معه غير راضيات
م: ١٧٧٩٥٧٦٩٤٨

				
3	3	3	3	3
3	3	3	3	3
3				
3				

Circle the group that has 3 object.




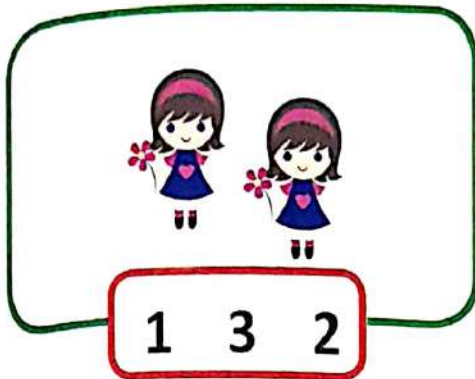
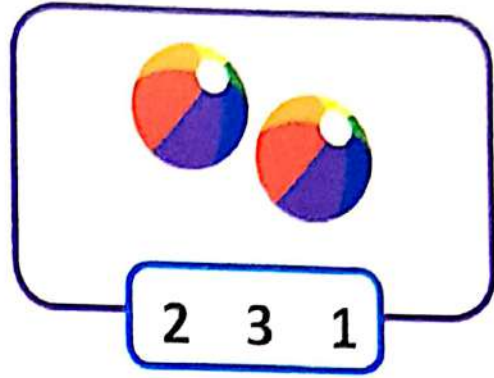

Color 3 in each row.






Complete the following table.

		3		
Colour	3	3	3	3
Trace	3	3	3	3
Write				

Count and Circle the correct number .




Count and Write the correct number .



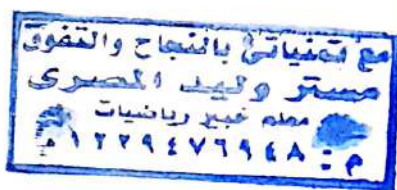

مع تمنياتي بالنجاح والتفوق
مستر وليد المصري
عنه غير رياضيات
م : ٠١٢٢٩٤٧٦٩٤٨

Trace and Write number 4 .

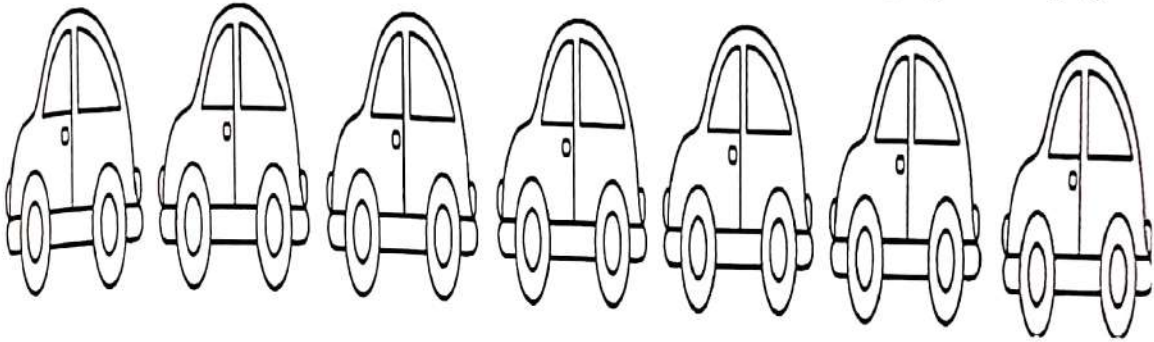




4	4	4	4	4
4	4	4	4	4
4				
4				

Circle the group that has 4 object.



Color 4 in each row.




Complete the following table.

		4		
Colour	4	4	4	4
Trace	4	4	4	4
Write				


مع تمنياتنا بالنجاح والتفوق
مستور وليد المصري
معلم خبير رياضيات
م : ٠١٢٢٩٤٧٦٩٤٨




Count and Circle the correct number .




2 3 4



2 3 4




3 2 4



2 1 4

Count and Write the correct number .




.....



.....




.....



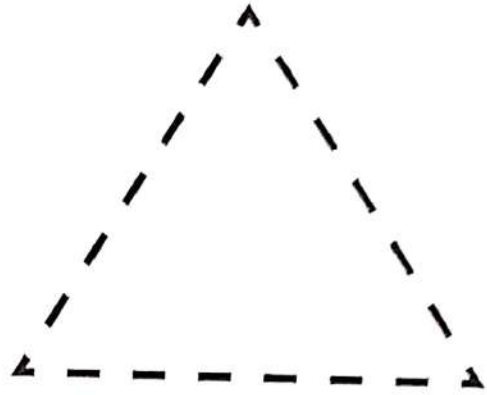
.....

مع تمنياتي بالنجاح والتفوق
 مستر وليد المصري
 معلم غير رياضيات
 م : ٠١٢٢٩٤٧٦٩٤٨


Trace each shape and say the name out loud.




Square



Triangle



Circle

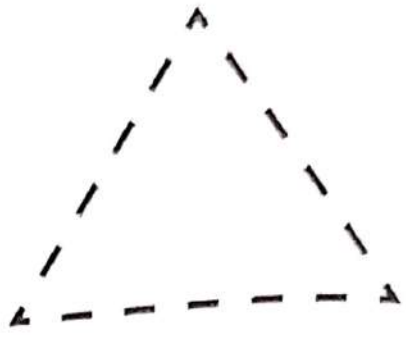
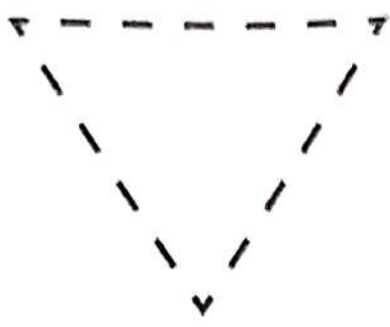


Rectangle




مع تمنياتي بالانجاح والتفوق
مستقر وجميل المصطفى
معلم غير رياضيات
م : ١٢٢٩٤٧٦٩٤٨

Triangle

Trace .





Draw a circle around the objects that look like a triangle .






Square

Handwritten text in a blue box, likely a student's name or class information.

Trace .





Draw a circle around the objects that look like a square.

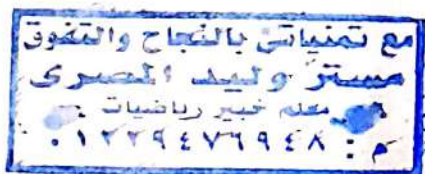
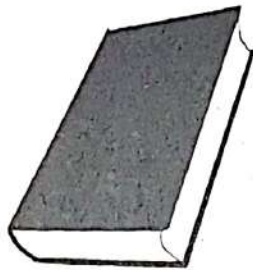


Rectangle

Trace .

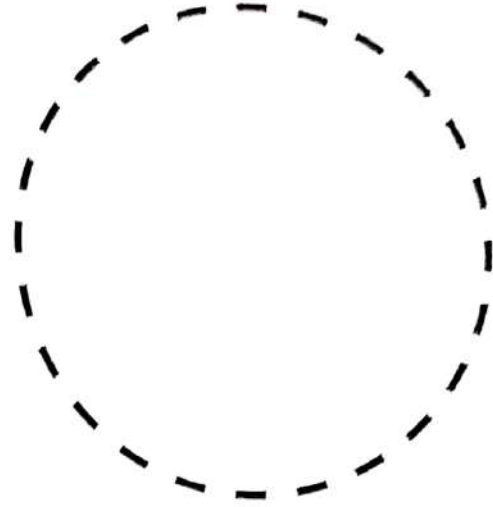
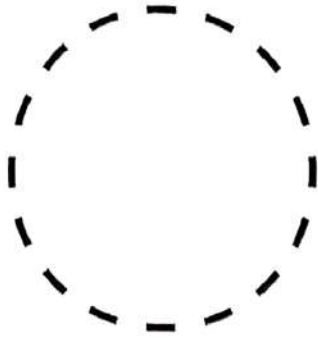


Draw a circle around the objects that look like a rectangle .




Circle

Trace .



Draw a circle around the objects that look like a circle.

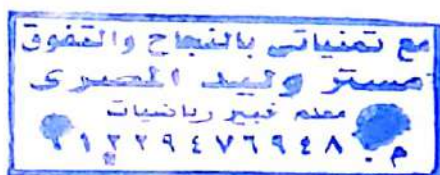





مع تمنياتي بالنجاح والتفوق
مستتر وليد المصري
معلمه خبير رياضيات
٠١٢٢٩٤٧٦٩٤٨




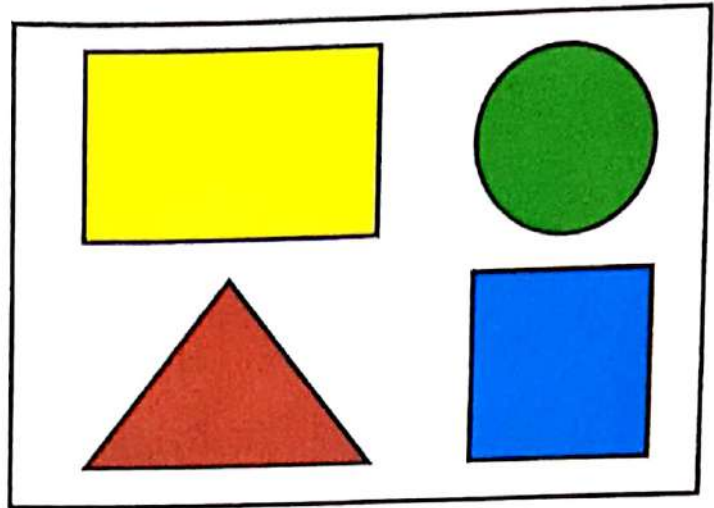
23



Join each shape with the correct object.






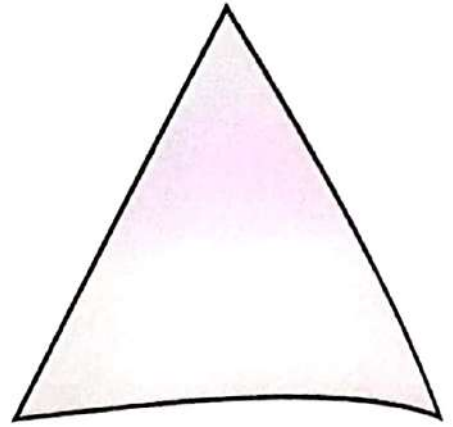


Color the following picture according to the color key .



مع تمنياتي بالنجاح والتفوق
مستر وليد المصري
معلم خبير رياضيات
م : ٠١٢٢٩٤٧٦٩٤٨



Join each shaps with the correct shadow.





مع تمنياتي بالفلاح والتفوق
مستتر وليف المصوى
معلم غير رياضيات
م : ٢٢٢٩٤٧٦٩٤٨

Chapter 2


Trace and Write number 5 .

5	5	5	5	5
5	5	5	5	5
5				
5				

Circle the group that has 5 object.



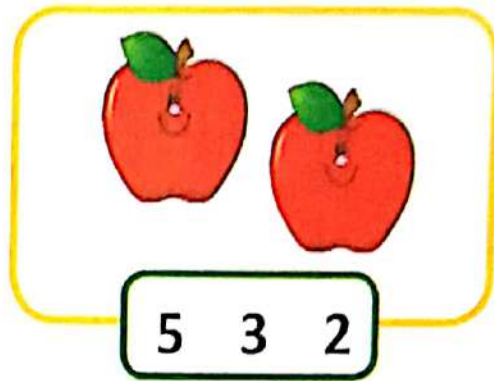
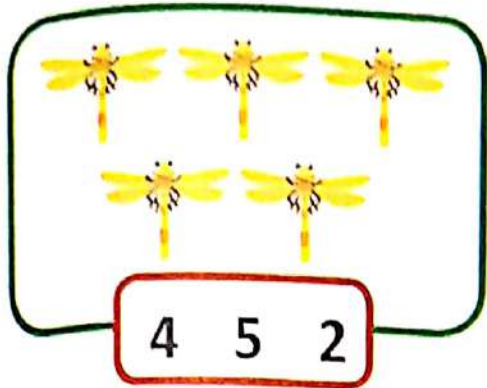
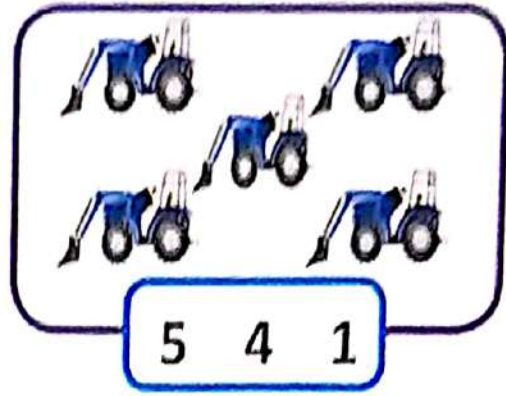
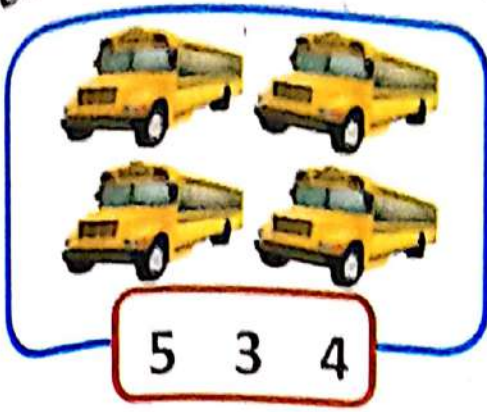
Color 5 in each row.





Complete the following table.

		5		
Colour	5	5	5	5
Trace	5	5	5	5
Write				

Count and Circle the correct number .




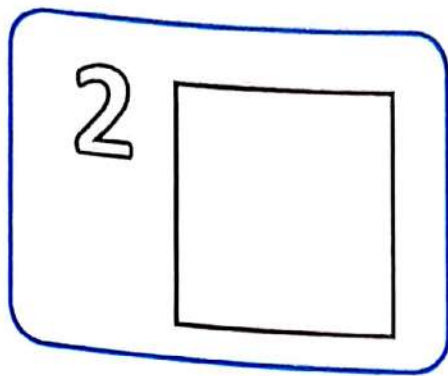


Count and Write the correct number .





مع تمنياتي بالنجاح والتفوق
 ماستر وليد المصري
 معلم تربية رياضية
 م : ٠١٢٢٩٤٧٦٩٤٨


Put dots inside the small square according to the number in each box .



Write the number just before in each of the following





Write the number just after in each of the following




مع تمنياتي بالنجاح والتفوق
مستر وليد المصري
معلم خبير رياضيات
م : ٠١٢٢٩٤٧٦٩٤٨

Trace and Write number 6 .

6	6	6	6	6
6	6	6	6	6
6				
6				

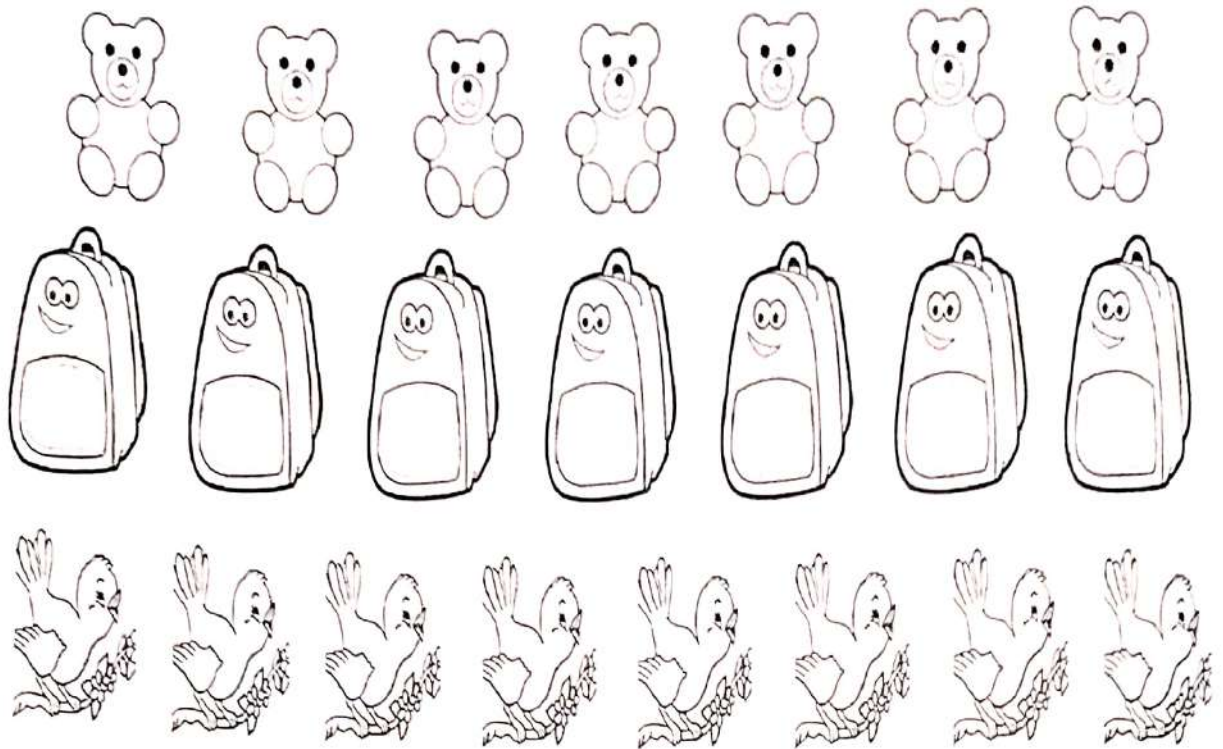
Circle the group that has 6 object.



مع تمنياتي بالنجاح والتفوق
 مستر وليد المصري
 معلمه خير رياضيات
 م : ٠١٠٢٢٩٤٧٦٩٤٨



Color 6 in each row.

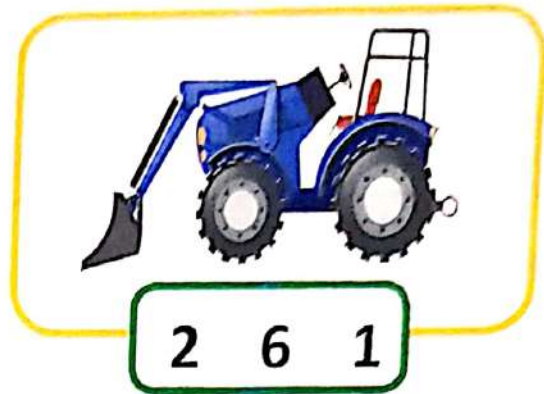
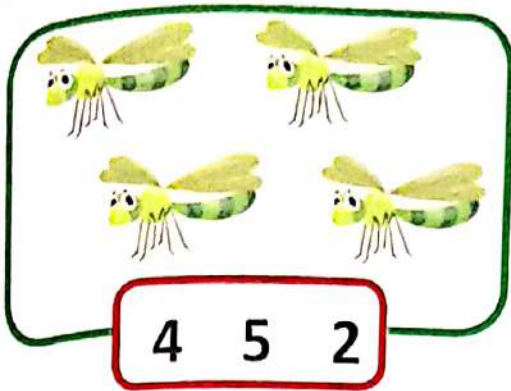

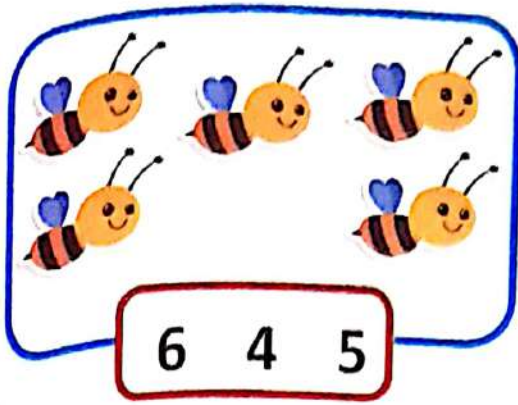


Complete the following table.



		6		
Colour	6	6	6	6
Trace	6	6	6	6
Write				

مع تمنياتي بالنجاح والتفوق
 مستر وليد المصري
 معلم خبير رياضيات
 م: ١٢٢٩٤٧٩٩٤٨

Count and Circle the correct number .







Count and Write the correct number .





مع تمنياتي بالنجاح والتفوق
 مستر وليد المصري
 معلم خبير رياضيات
 م: ٠١٢٢٩٤٧٦٩٤٨



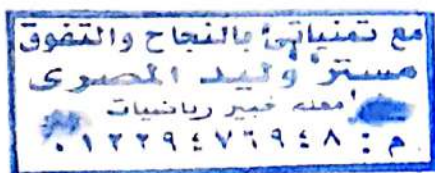
Put dots inside the small square according to the number in each box but make sure that each small square holds maximum 5 dots .




Write the number just before in each of the following



Write the number just after in each of the following

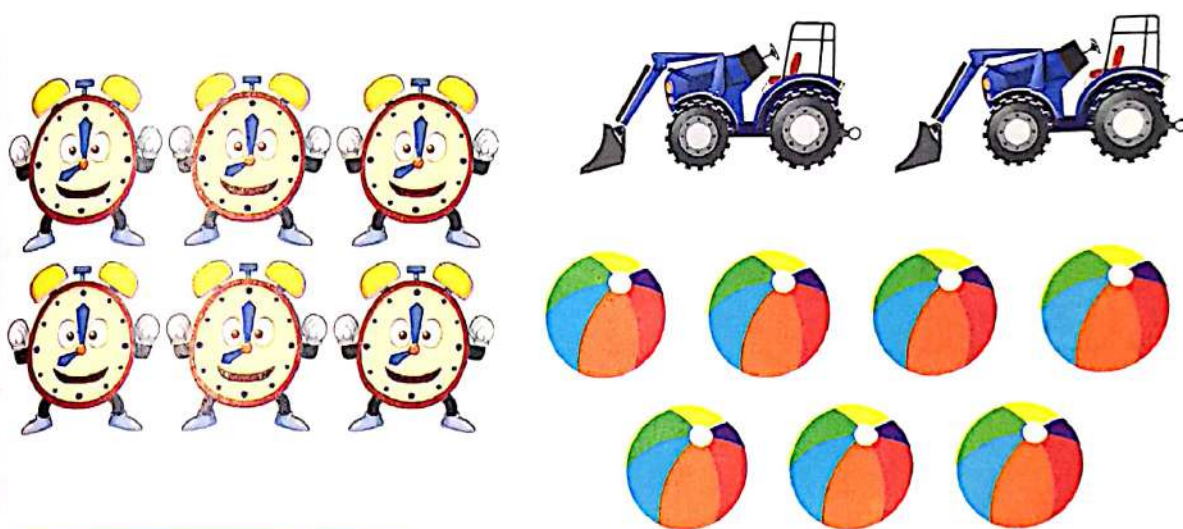


Trace and Write number 7 .



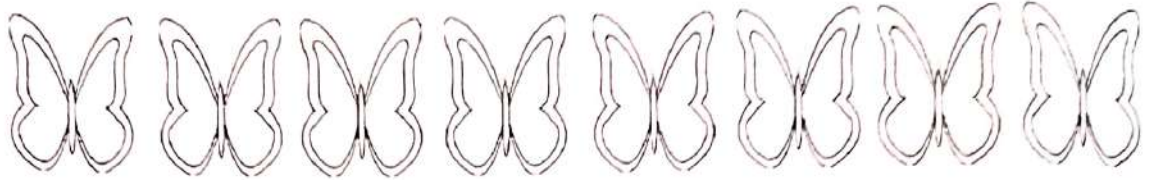
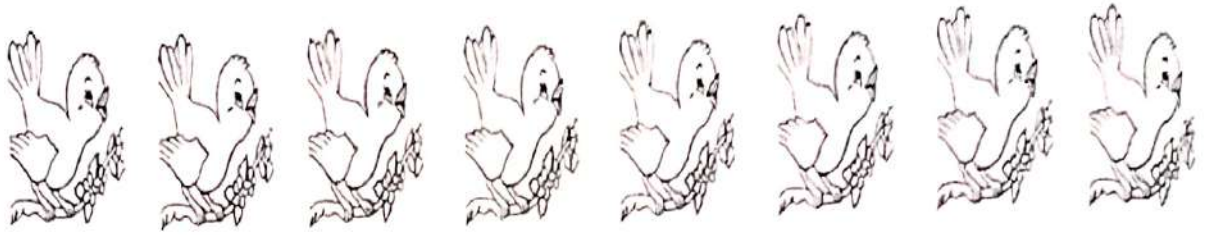
7	7	7	7	7
7	7	7	7	7
7				
7				

Circle the group that has 7 object.



مع تمنياتنا بالتجاح والتفوق
 مستر وليد المصري
 معلم خبير رياضيات
 م: ٠١٢٢٩٤٧٦٩٤٨

Color 7 in each row.




Complete the following table.


		7		
Colour	7	7	7	7
Trace	7	7	7	7
Write				

مع تمنياتنا بالنجاح والتفوق
 مستر وليد المصري
 معلم غير رياضيات
 م: ١٢٢٩٤٧٦٩٤٨


Count and Circle the correct number .




7 3 5



5 6 7




6 5 7




7 6 5


Count and Write the correct number .



.....



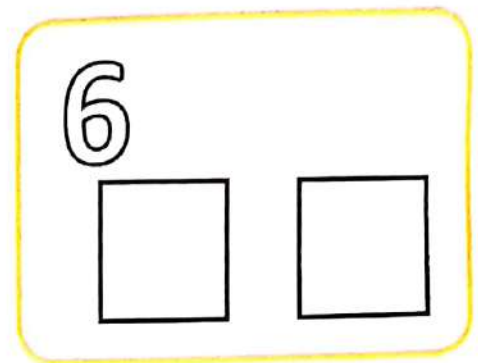
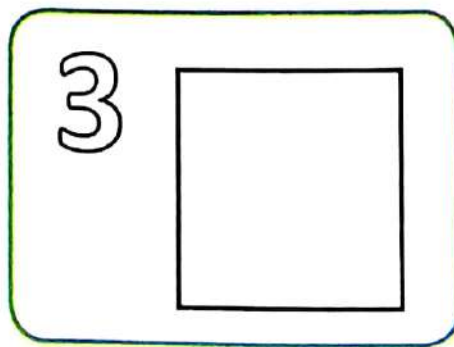
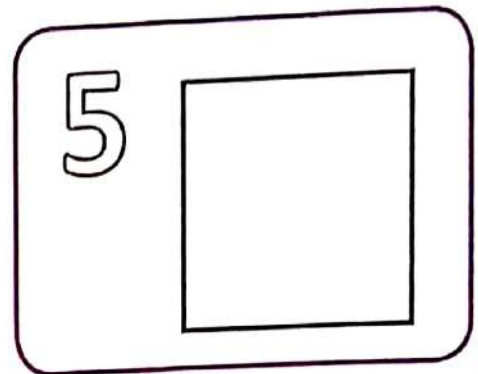
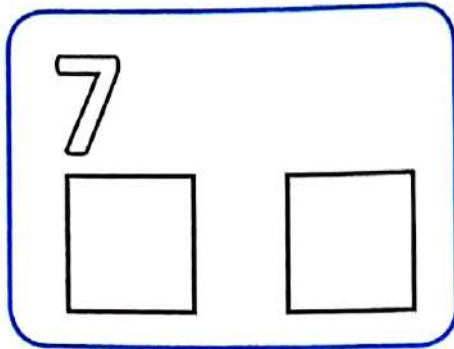
.....




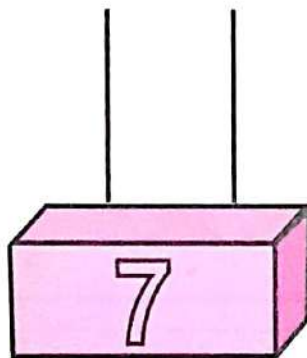
.....



Put dots inside the small square according to the number in each box but make sure that each small square holds maximum 5 dots .



Put dots inside each stick . Each stick holds maximum 5 circles .



مع تمنياتي بالنجاح والتفوق
 مستر وليد المصري
 معلمه خير رياضيات
 م : ٠١٢٢٩٤٧٦٩٤٨

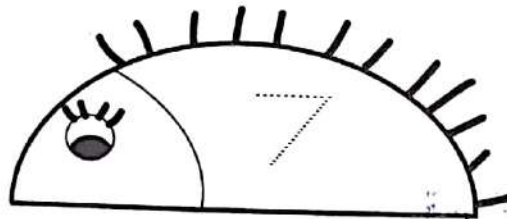
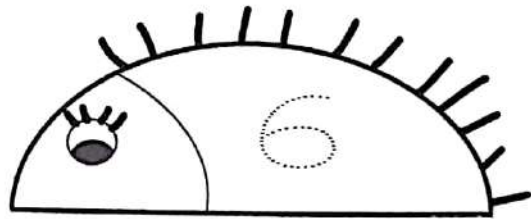
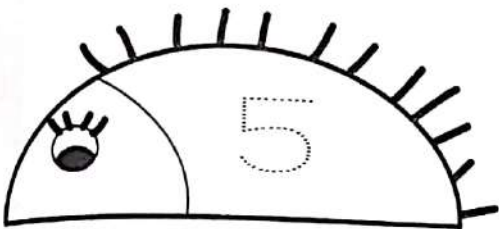
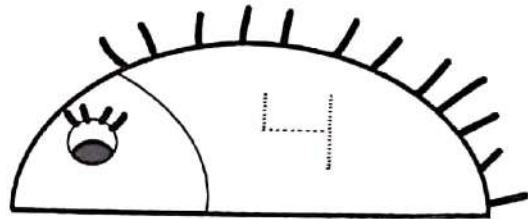
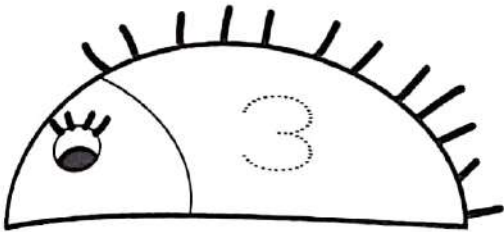
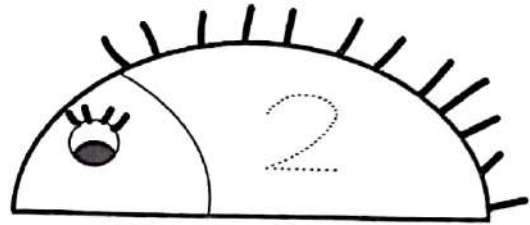
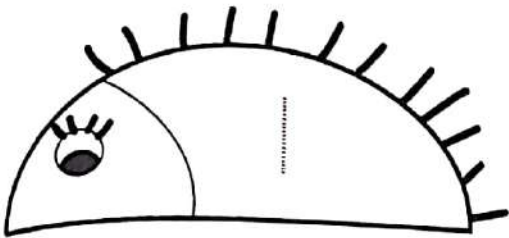
Write the number just before in each of the following



Write the number just after in each of the following






Trace each number and color.



مع تمنياتي بالنجاح والتفوق
مستتر وليد المصري
معلمه خير رياضيات
م : ٠١٢٢٩٤٧٦٩٤٨



Circle the tallest.



مع تمنياتي بالنجاح والتفوق
مستتر وليد المصري
معلمه خبير رياضيات
م: ٠١٢٢٩٤٧٦٩٤٨



40

put (✓) beside the shortest.




مع تمنياتي بالنجاح والتفوق
مستتر وليد المصري
معلم غير رياضيات
م: ٠١٢٢٩٤٧٦٩٤٨

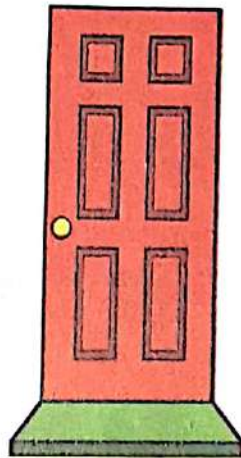



Form groups according to the color.



مع تفتياتي بالانجاح والتفوق
مستمر و كليل الامتحان
معه خير وانجازات
٠١٧٢٩٤٧٦٩٤٨ = م












Form groups according to the shape.




Chapter 3

Trace and Write number 8 .




				
				
8	8	8	8	8
8	8	8	8	8
8				
8				

Circle the group that has 8 object.



مع تمنياتنا بالتحياح والتفوق
مستتر وليمة الحصري
معلمه خير رياضيات
١٢٢٩٤٧٦٩٤٨

Color 8 in each row.




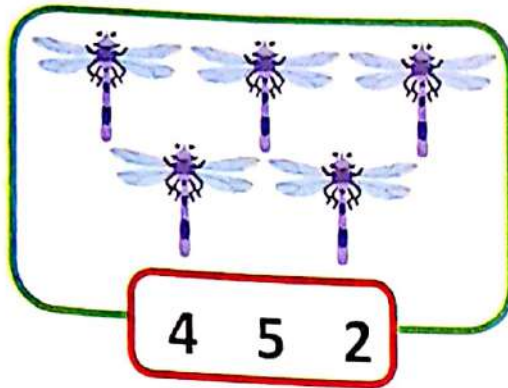

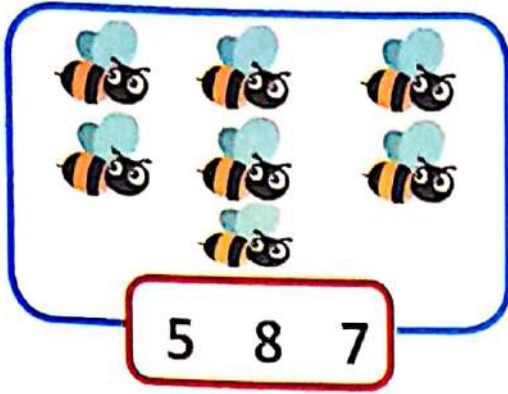
Complete the following table.

		8		
Colour	8	8	8	8
Trace	8	8	8	8
Write				


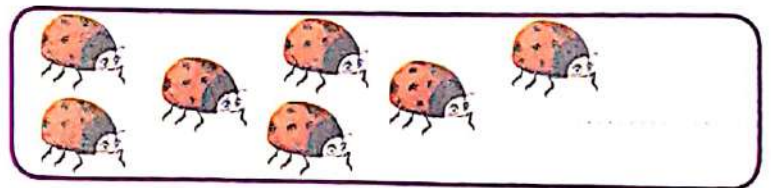

مع تمنياتي بالنجاح والتفوق
 مستر وليد المصري
 معلمه خير رياضيات
 م : ٠١٢٢٩٤٧٦٩٤٨

مع تمنياتي بالنجاح والتفوق
 مستر وليد المصري
 معلمه خير رياضيات
 م : ٠١٢٢٩٤٧٦٩٤٨

Count and Circle the correct number .




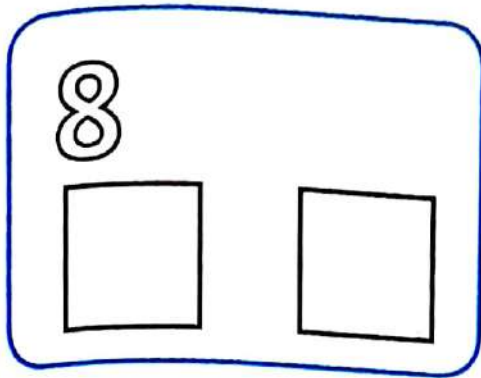


Count and Write the correct number .

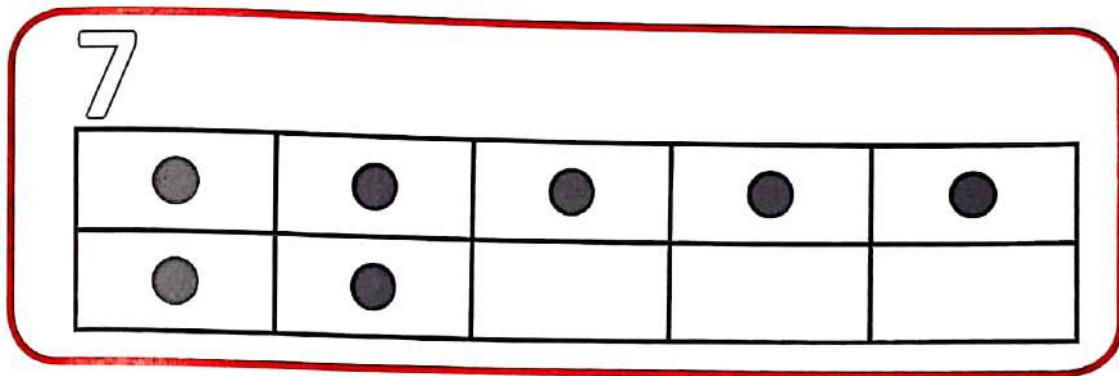


مع تمنياتي بالنجاح والتفوق
مستز وليد المصري
معلم خير رياضيات
م : ٠١٢٢٩٤٧٦٩٤٨

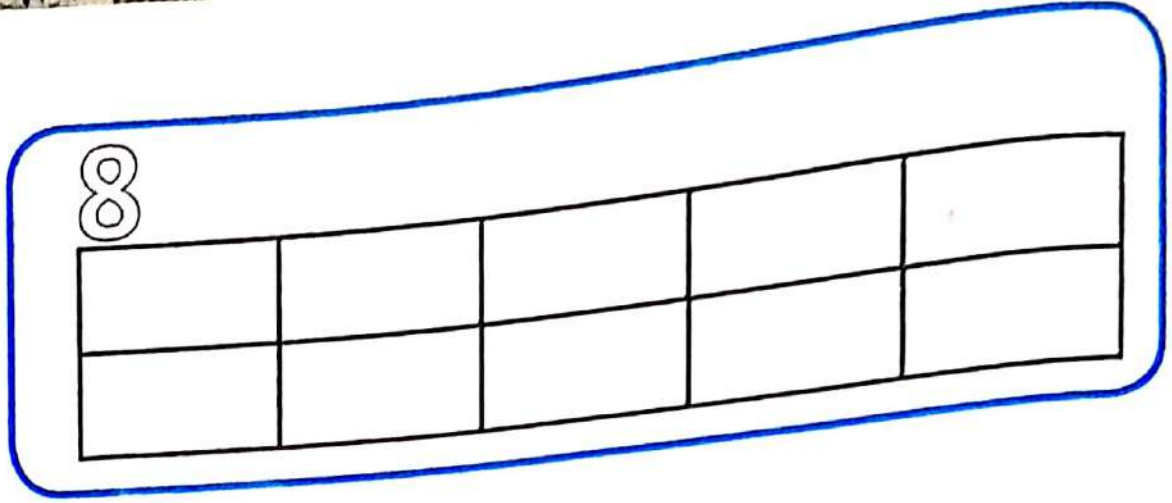
put dots inside the small square according to the number in each box but make sure that each small square holds maximum 5 dots .




Fill in the tens frame with the correct number of dots . As shown in the example .




مع تمنياتي بالنجاح والتفوق
مستتر وليد المصري
معلم خبير رياضيات
م : ٠١٢٢٩٤٧٦٩٤٨




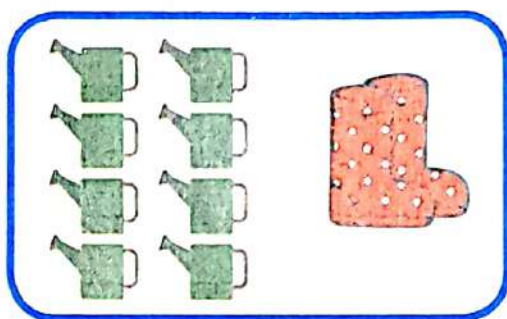
Write the number just before in each of the following



Write the number just after in each of the following




Circle the smaller group in each of the following.











مع تمنياتي بالانجاح والتفوق
 مستر وليد المصري
 معلمة عبير رياضيات
 م: ٠١٢٢٤٧٦٩٤٨

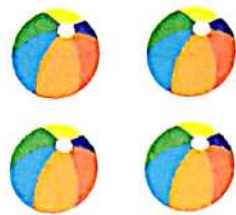




Trace and Write number 9 .



9				
9				
9				
9				




Circle the group that has 9 object.



مع تمنياتك بالتفوق والنجاح
 مستر وليد المصري
 معلم خبير رياضيات
 م : ٠١٢٢٩٤٧٦٩٤٨



Color 9 in each row.

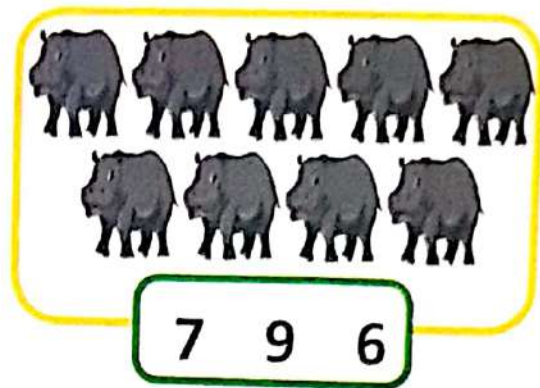
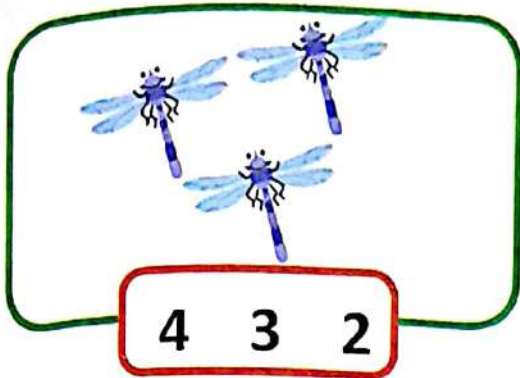
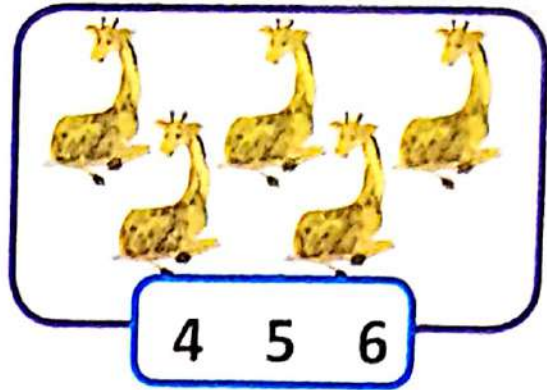
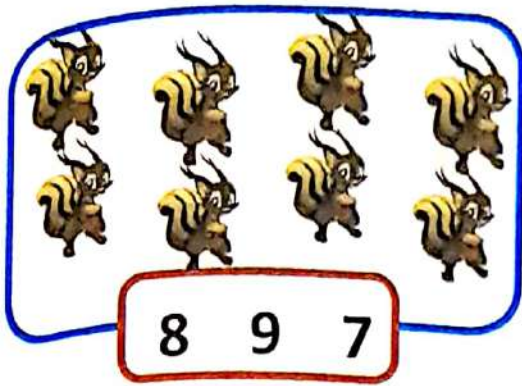


Complete the following table.

		9		
Colour	9	9	9	9
Trace				
Write				

مع تمنياتي بالنجاح والتفوق
 مستر وليد المصري
 معلم خبير وواضحات
 م : ٠١٢٣٩٤٧٦٩٤٨

Count and Circle the correct number .

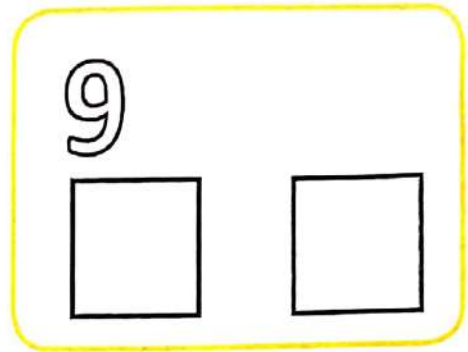
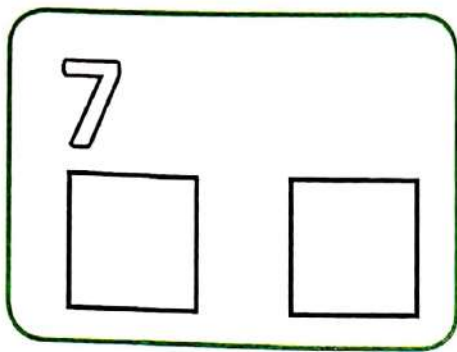
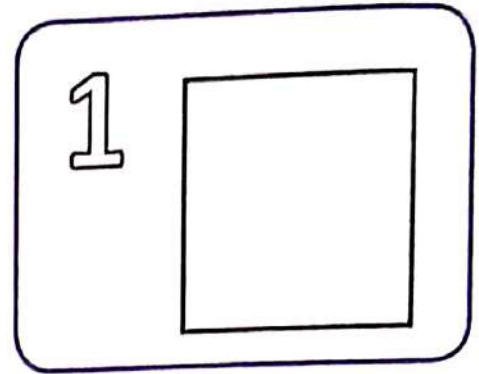
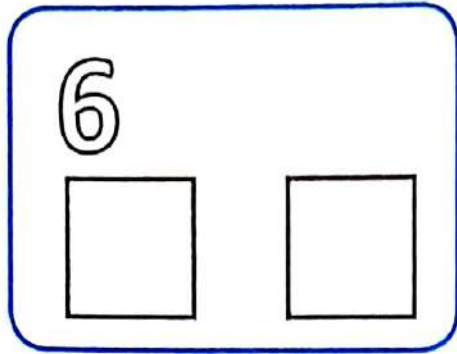


Count and Write the correct number .




مع تمنياتي بالنجاح والتفوق
 مستر وليد الكسرى
 معلم خبير رياضيات جدة
 م : ٠١٢٢٩٤٧٦٩٤٨

Put dots inside the small square according to the number in each box but make sure that each small square holds maximum 5 dots .

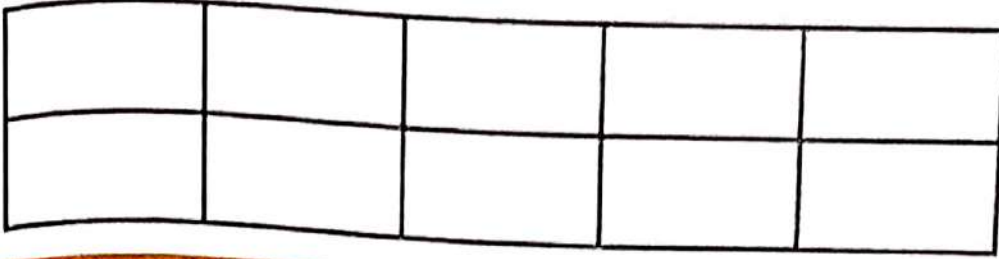


Fill in the tens frame with the correct number of dots .




مع تمنياتي بالنجاح والتفوق
مستور وليد العسوي
معلم خبير رياضيات
م : ٠٩٢٢٩٤٧٦٩٤٨



7




Write the number just before in each of the following.



Write the number just after in each of the following.



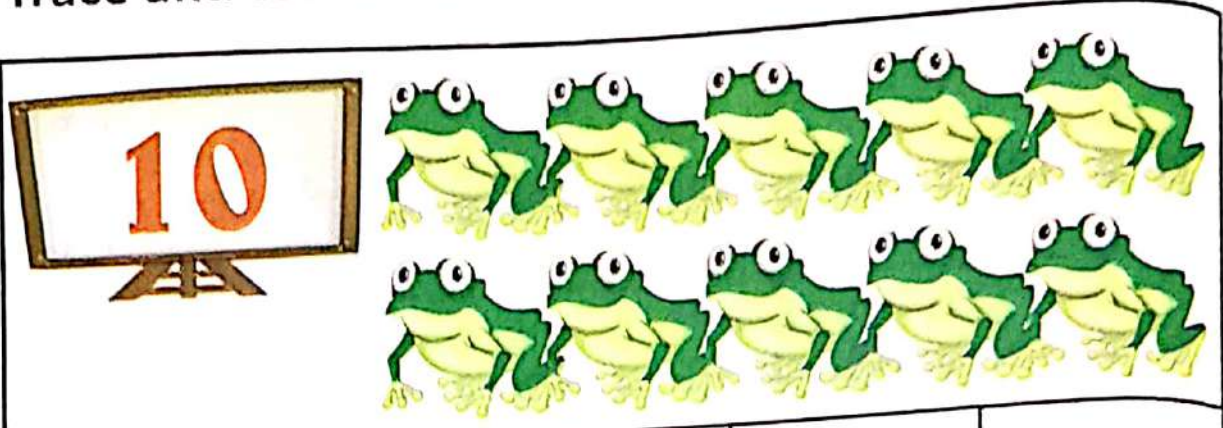
Circle the smaller group in each of the following.



مع تمنياتي بالنجاح والتفوق
مستتر وليد المصري
معلمه خير رياضيات
م : ٠١٢٢٩٤٧٦٩٤٨




Trace and Write number 10 .






10	10	10	10	10
10	10	10	10	10
10				
10				

Circle the group that has 10 object.



مع تمنياتي بالنجاح والتفوق
مستر وليد المصري
معلمه خير رياضيات
م : ٩٣٢٩٤٧٦٩٤٨

Color 10 in each row.


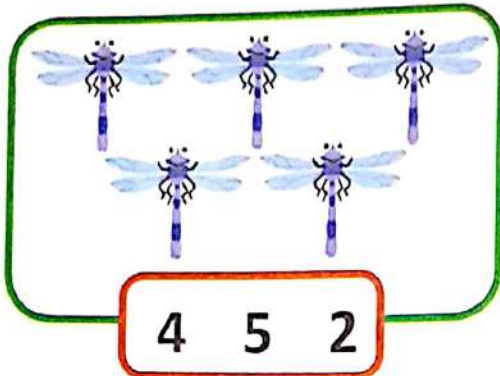
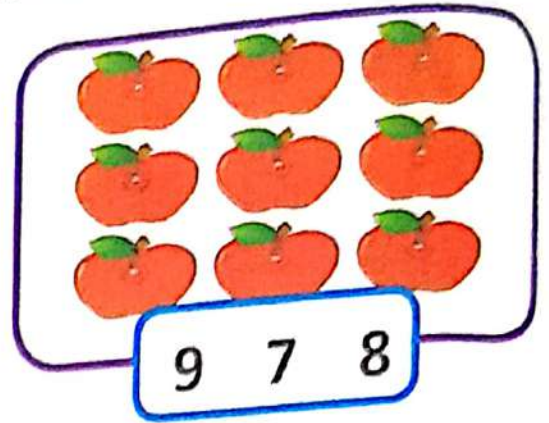



Complete the following table.


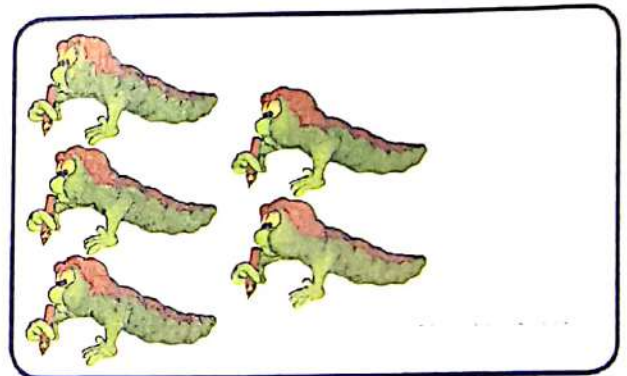

		10		
Colour	10	10	10	10
Trace	10	10	10	10
Write				

مع تمنياتنا بالنجاح والتفوق
 مستر وليف المصري
 معلم خبير رياضيات
 م : ٠١٢٢٩٤٧٦٩٤٨

Count and Circle the correct number .


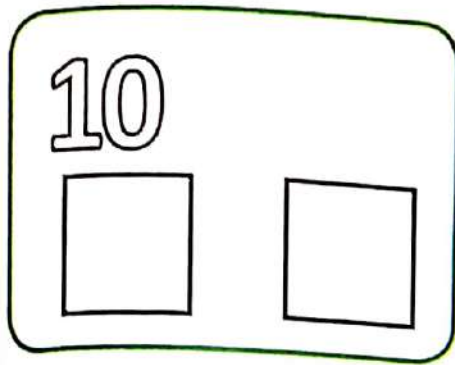

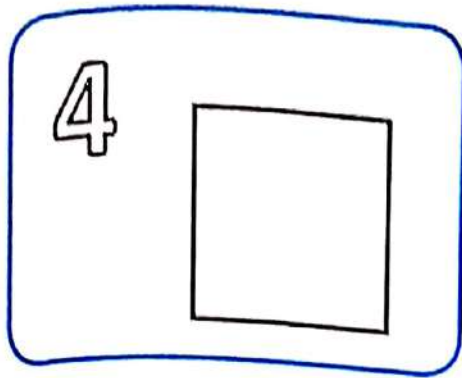


Count and Write the correct number .

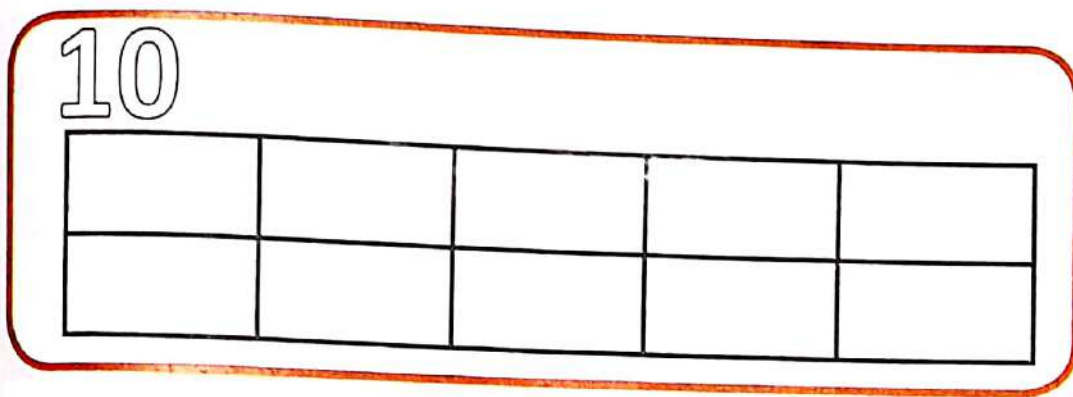


مع تمنياتي بالنجاح والتفوق
 ماستر وليد المصري
 معلمه خبير رياضيات
 م : ٠١٢٢٩٤٧٦٩٤٨

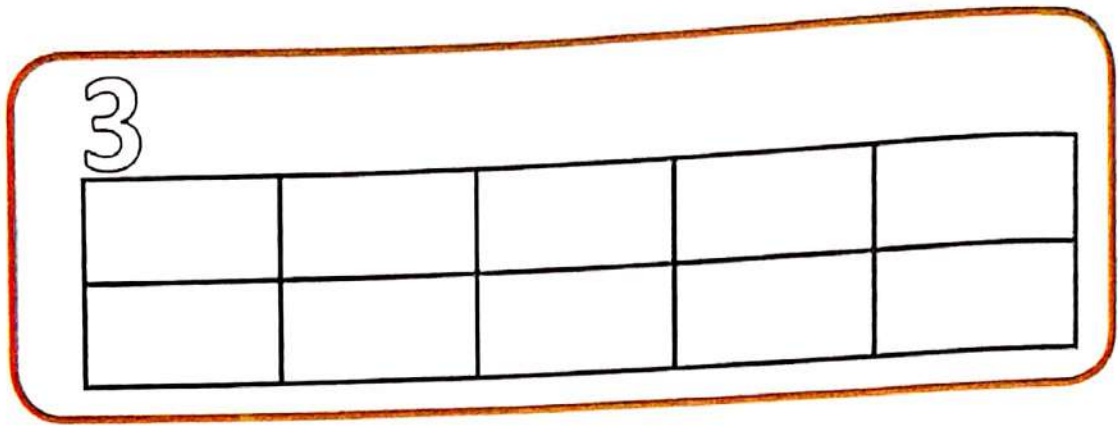
put dots inside the small square according to the number in each box but make sure that each small square holds maximum 5 dots .





Fill in the tens frame with the correct number of dots .




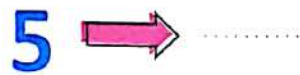
مع تمنياتي بالنجاح والتفوق
مستتر وليد المصري
معلم تعليم رياضيات
م : ٠١٢٢٩٤٧٦٩٤٨




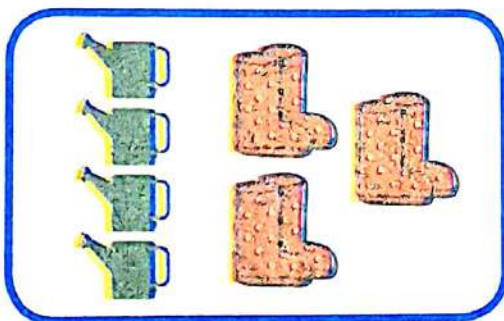
Write the number just before in each of the following



Write the number just after in each of the following






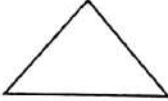

Circle the smaller group in each of the following.



مع تمنياتي بالنجاح والتفوق
 مستقر وليد المصري
 معلمه خير رياضيات
 م : ٠١٢٢٩٤٧٦٩٤٨

Fill in the following table according to the shape .







Shape				
Number				

مع تمنياتي بالنجاح والتفوق
 ماستر وليد المصري
 معلم خبير رياضيات
 م : ١٢٢٩٤٧٦٩٤٨



Fill in the following table according to the color .




Color			
Number			

مع تمنياتي بالنجاح والتفوق
 مستر وليد المصري
 معلم خبير رياضيات
 م: ٠١٢٢٩٤٧٦٩٤٨




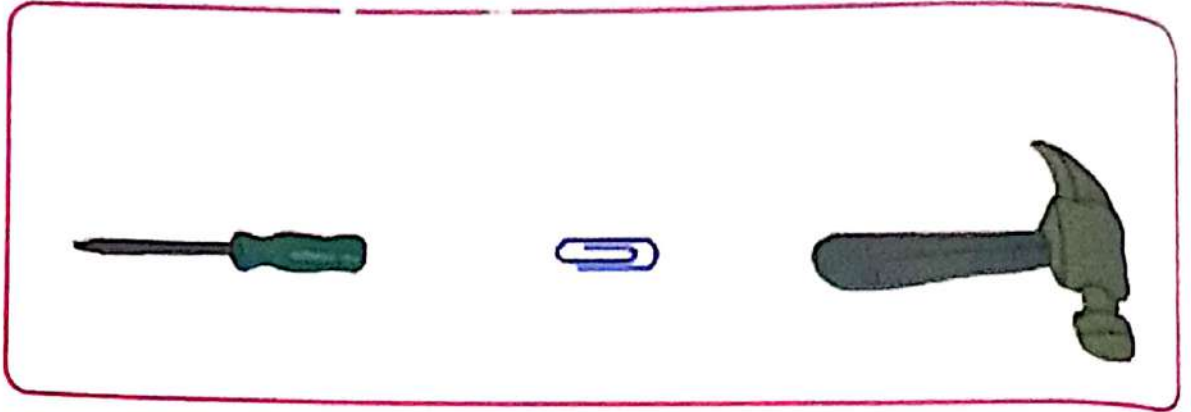
Heavier \ Lighter object

Circle the heavier object and Put a (✓) under the lighter object .









مع تمنياتي بالتفوق والتفوق
مستر وليد المصري
معلم خير رياضيات
م : ١٢٢٩٤٧٦٩٤٨

Circle the lightest object.



مع تمنياتي بالانجاح والتفوق
مستر وليد المصري
معلم خبير رياضيات
م : ٠١٢٢٩٤٧٦٩٤٨

put (✓) under the heavier object .









مع تفهياتي بالنجاح والتفوق
صمته وليد المصري
معه خير رياضيات
م : ٠١٧٢٩٤٧٦٩٤٨

63

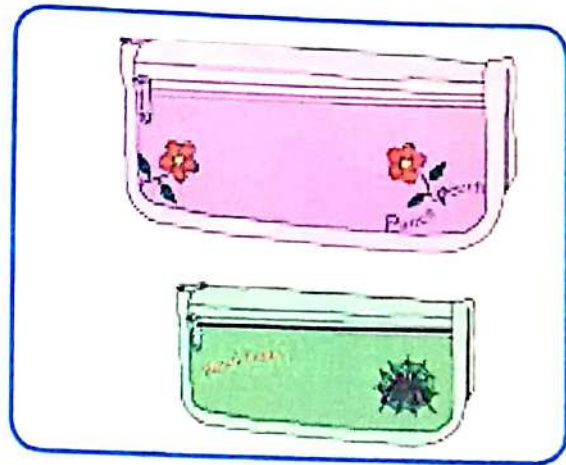
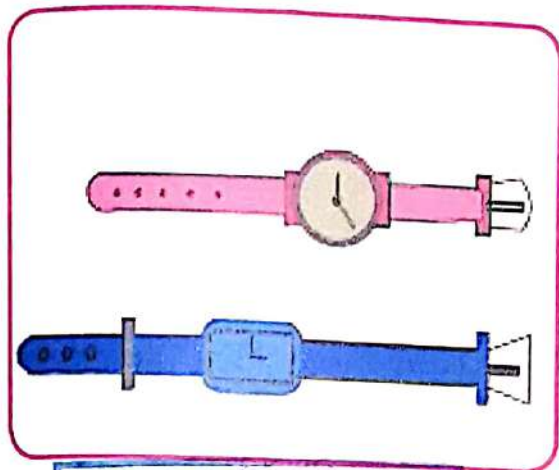
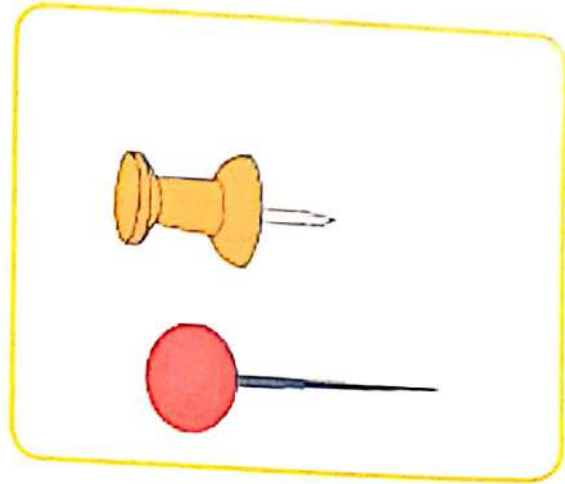

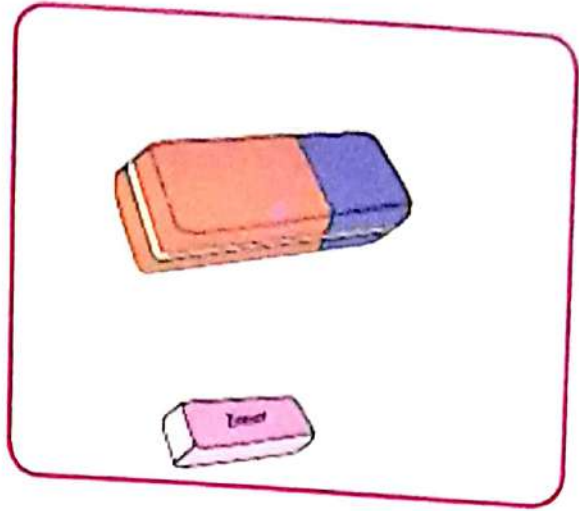
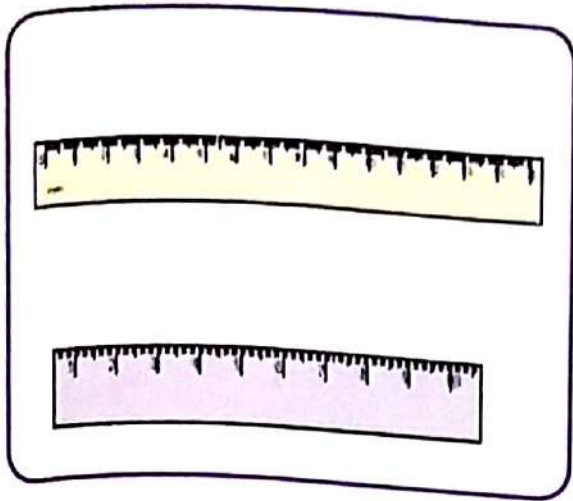
Handwritten Arabic text, possibly a signature or note.

Put (✓) under the Lighter object .



مع تمييزات بالمشايح والتموى
مستور ونيك المصوى
لم تيم رياضيات
م. ١٢٢٩٤٧٦٢٤٨


Circle the taller object .



مع تمنياتي بالنجاح والتفوق
مستتر وليد المصري
م : ٨٤٨٠٧٦٩٤٧٢٩٤٨

Circle the shorter object in each of the following .

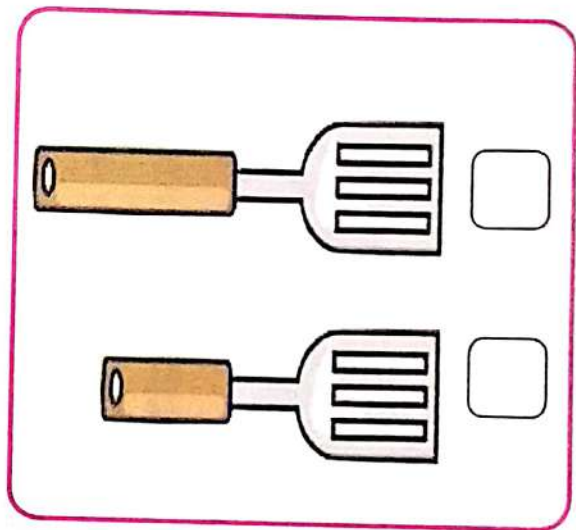
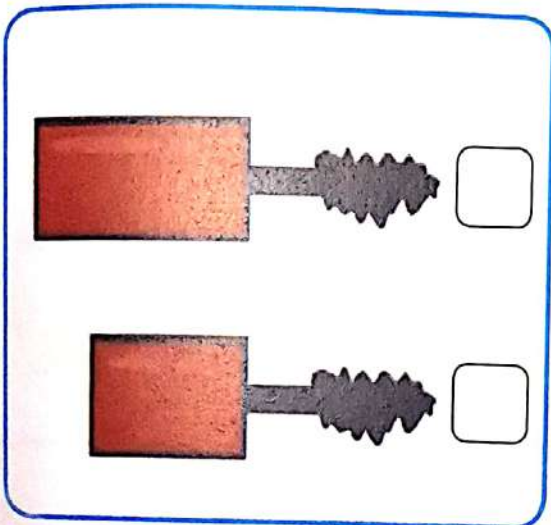
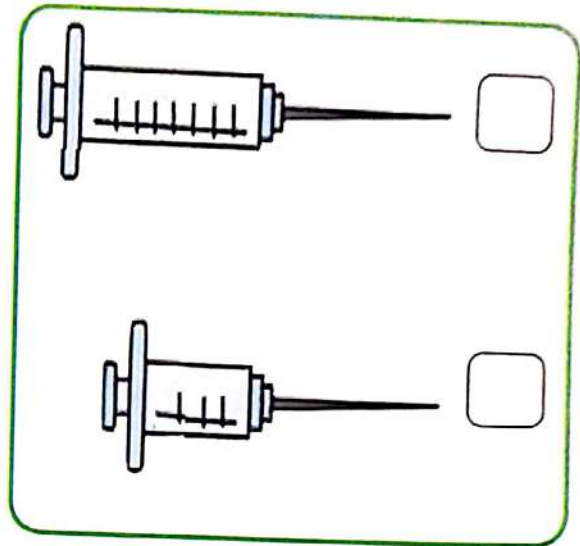
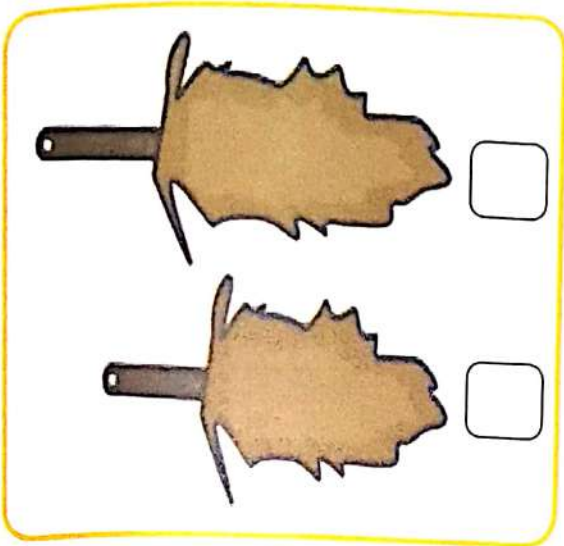


Put



مع تعليماتكم بالنجاح والتفوق
مسترا ولیمہ المصوری
معلمہ خیر ریاضیات
۰۱۲۲۹۴۷۶۹۴۸


66

Put (✓) in the box beside the taller object .




مع تميّاتك بالنجاح والتفوق
مستور وليد المصري
معلم خبير رياضيات
٠١٢٢٩٤٧٦٩٤٨

Put (✓) on the shorter object .



Circle the Taller in each of the following.




مع تمنياتي بالنجاح والتفوق
 مستر وليد المصري
 معلم خبير رياضيات
 م ٠١٢٢٩٤٧٦٩٤٨




Bigger than \ Smaller than ?
put Circle according to the question .

Which is bigger?



Which is smaller?



Which is smaller?




Which is bigger?



Which is bigger?



Which is smaller?













مع تمنياتنا بالنجاح والتفوق
مستتر وليد المصري
معلم خبير رياضيات
٠١٧٢٩٤٧٦٩٤٨


69

Chapter 4

Trace and Write number 0 .

				
				
0				
0				
0				
0				



Count and Circle the correct number .

	
5 3 7	




0 7 3	

مع تمنياتي بالنجاح والتفوق
مستتر وليد المصري
معلم خبير رياضيات
٥٦٢٢٩٤٧٦٩٤٨

70



Count and Write the correct number .





مع تمنياتي بالفرح والتفوق
مستر وليد المصري
معلم خبير رياضيات
٠١٢٢٩٤٧٦٩٤٨


71





Count and Choose the correct number.


		
3	1	4

		
2	3	1

		
4	2	3



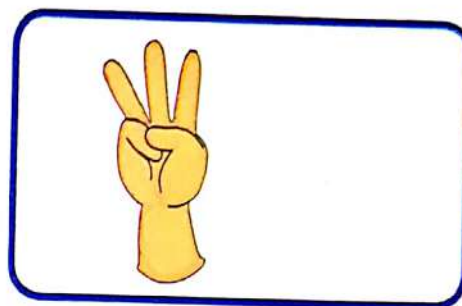




		
1	4	2

		
2	4	1

		
3	2	4

مع تمنياتي بالنجاح والتفوق
مستقر وتعليمه المصري
معلم غير رياضيات
م : ١٢٢٩٤٧٩٩٤٨

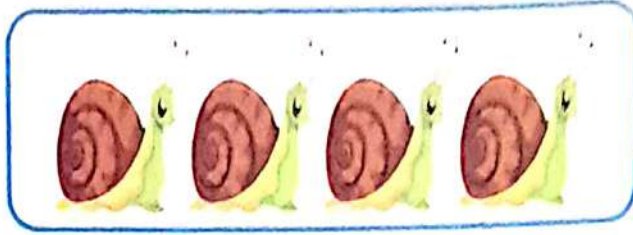
Count and Write the correct number .




مع تمنياتي بالفلاح والتفوق
مستتر وليد المصري
بعله خير رياضيات
م. ٠١٢٢٩٤٧٦٩٤٨




Match each set with the correct number.



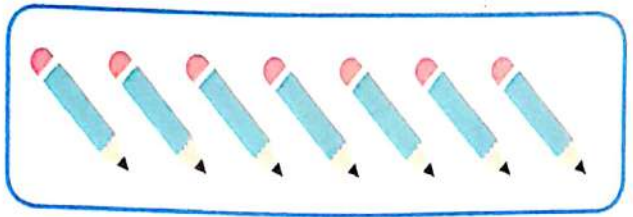
5




1




4




2



7



3






10

مع تمنياتي بالنجاح والتفوق
مستتر وليد المصري
معلم خبير رياضيات
م : ١٢٢٩٤٧٦٩٤٨

74


Count each food item then match it to the number .




مع تمنياتي بالنجاح والتفوق
مستر وليد المصري
معلم خير رياضيات
م : ٠١٢٢٩٤٧٦٩٤٨



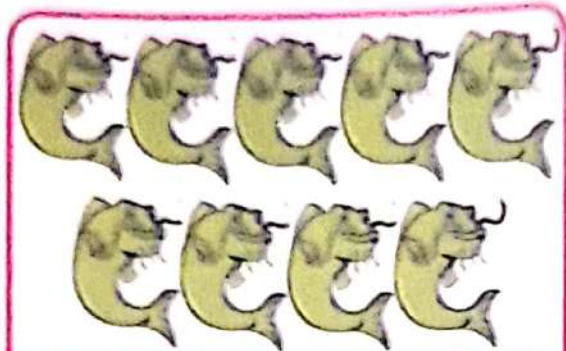
Count and Circle the right number .




6	7	8	9
---	---	---	---



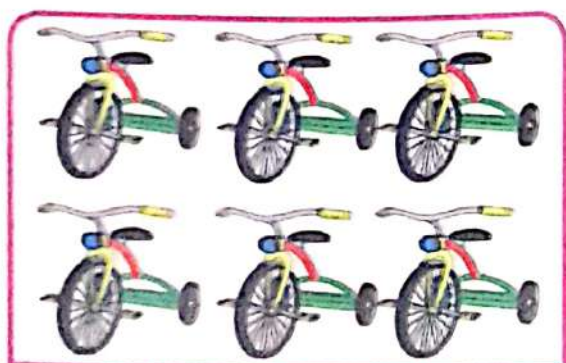
4	5	6	7
---	---	---	---




5	9	7	8
---	---	---	---



6	7	8	9
---	---	---	---




5	6	7	8
---	---	---	---




4	5	6	7
---	---	---	---

مع تمنياتي بالتميز والتفوق
مستقر وليد الحصري
معلم صبح رياضيات
م : ٠١٢٢٩٤٧٦٩٤٨

Count and Write the correct number .

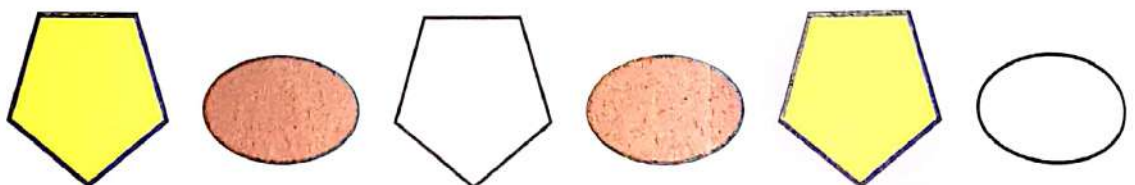

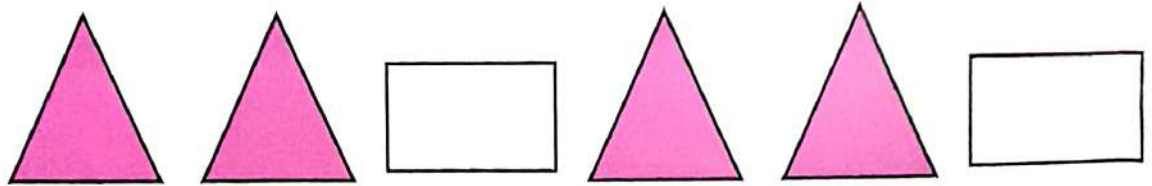



Complete.



مع تمنياتي بالنجاح والتفوق
مستر وليد المصري
معلمه خير رياضات
م : ٠١٢٢٩٤٧٦٩٤٨


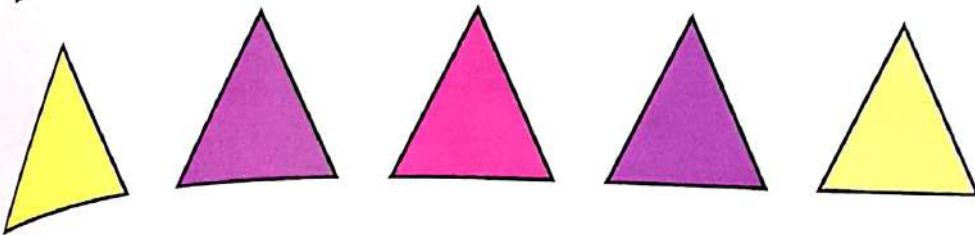

Color the next shape with the correct to complete the pattern.



مع تمنياتي بالنجاح والتفوق
مستر وليد المصري
معلمه خير رياضيات
م : ١٢٢٩٤٧٦٩٤٨

78

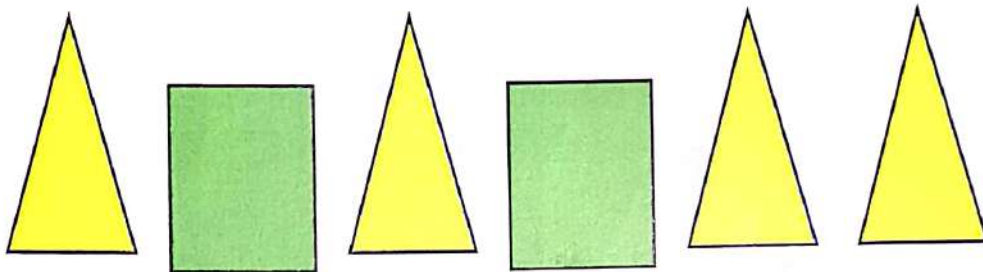


Color the next shape with the correct color to complete the pattern.



مع تمنياتي بالنجاح والتفوق
مستر وليد المصري
معه خير رياضيات
م : ٠١٢٢٩٤٧٦٩٤٨



79

Draw the next shape in the pattern then color it with the suitable color to complete the pattern.



مع تمنياتي بالنجاح والتفوق
مستتر وليد المصري
معلمه خبير رياضيات
م : ٠١٢٢٩٤٧٦٩٤٨

In front of you a picture of a cat using the four shapes
,Can you create your own picture using the four shapes .



مع تمنياتي بالنجاح والتفوق
مستر وليد المصري
معلم خبر رياضيات
م : ٠١٢٢٩٤٧٦٩٤٨

81

Write the number again then draw according to the number shown in each box .

6

Smiley face

4

Apples

8


Clouds

مع تمنياتي بالنجاح والتفوق
مستتر وليد المصري
معلم خبير رياضيات
م : ١٣٢٩٤٧٦٩٤٨


82

Chapter 5


Count and Choose the correct answer as in the example.




4	5	6	7
---	---	---	---




4	5	6	7
---	---	---	---




8	7	6	5
---	---	---	---



5	6	7	8
---	---	---	---



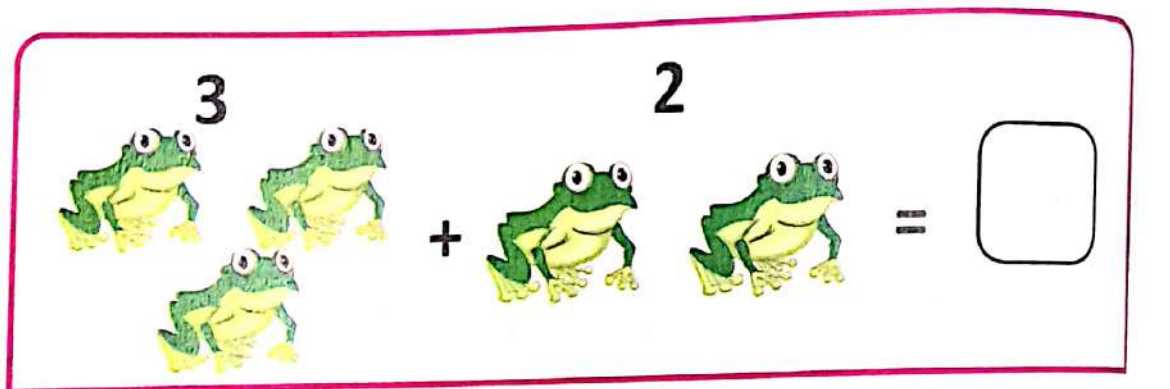

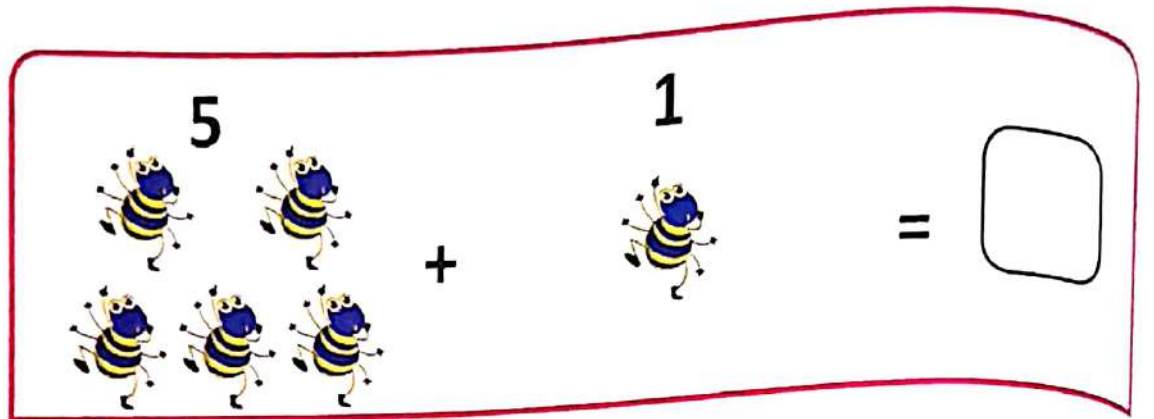
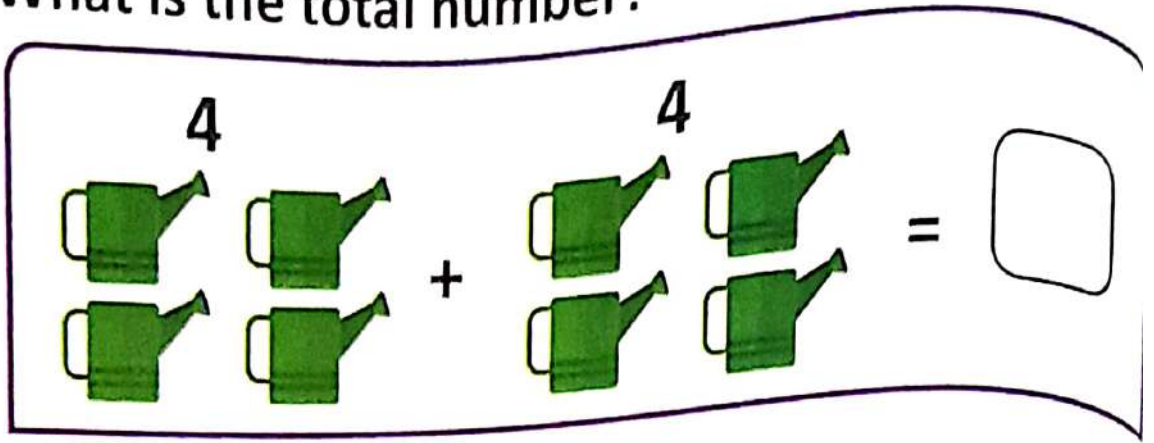
6	7	8	9
---	---	---	---



6	7	8	9
---	---	---	---

مع تمنياتي بالنجاح والتفوق
مستر وليد المصري
معلمه خير رياضيات
م : ٠١٣٢٩٤٧٦٩٤٨

What is the total number?



مع تمنياتي بالنجاح والتفوق
مستتر وليف المصري
معه خير رياضيات
م : ٠١٣٢٩٤٧٦٩٤٨

Find the sum of fruits in each row.

$$\text{Pear} + \text{Pear} = \square$$

$$\text{Strawberry} + \text{Strawberry} = \square$$

$$\text{Orange} + \text{Orange} = \square$$

$$\text{Apple} + \text{Apple} = \square$$

$$\text{Plum} + \text{Plum} = \square$$

مع تمنياتي بالنجاح والتفوق
مستتر وليمة المصري
معلمة خبير رياضيات
م : ٠١٢٢٩٤٧٩٤٨


Count and Choose the correct answer.




8 9 6



7 5 8



6 7 5



10 8 9



6 9 8

مع تمنياتي بالنجاح والتفوق
مستتر وليد المصري
معلم خبير رياضيات
م. ٠١٢٢٩٤٧٦٩٤٨

put (✓) inside the square that is equal to number 5.

A box containing two groups of shapes. On the left, there are three purple circles arranged in a triangle, with an empty square box below them. On the right, there are five yellow stars arranged in two rows (two in the top row and three in the bottom row), with an empty square box below them.

put (✓) inside the square that is equal to number 3.

A box containing two groups of shapes. On the left, there are three yellow triangles arranged in a row, with an empty square box below them. On the right, there are two orange hearts arranged vertically, with an empty square box below them.

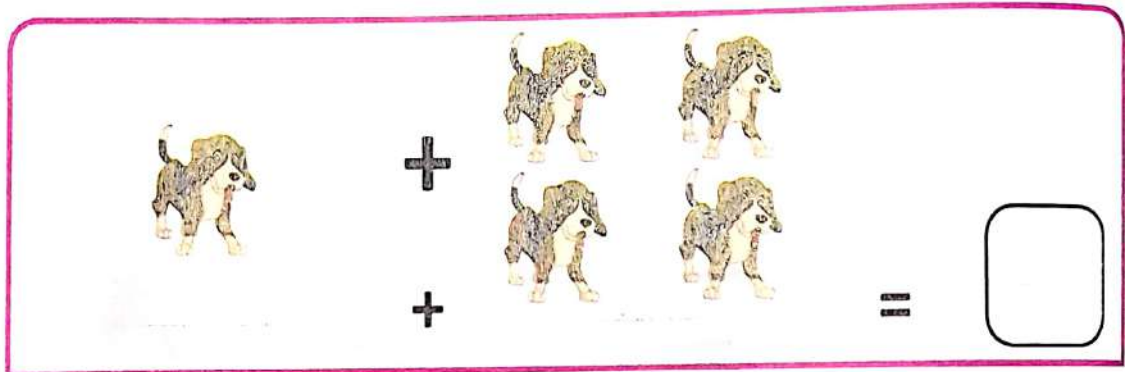



Put (✓) inside the square that is equal to number 8.

A box containing two groups of shapes. On the left, there are eight orange hearts arranged in two rows of four, with an empty square box below them. On the right, there are five green vertical bars arranged in a row, with an empty square box below them.

مع تمنياتي بالنجاح والتفوق
مستر وليد المصري
معلم خبير رياضيات
ح : ٠١٢٢٩٤٧٦٩٤٨

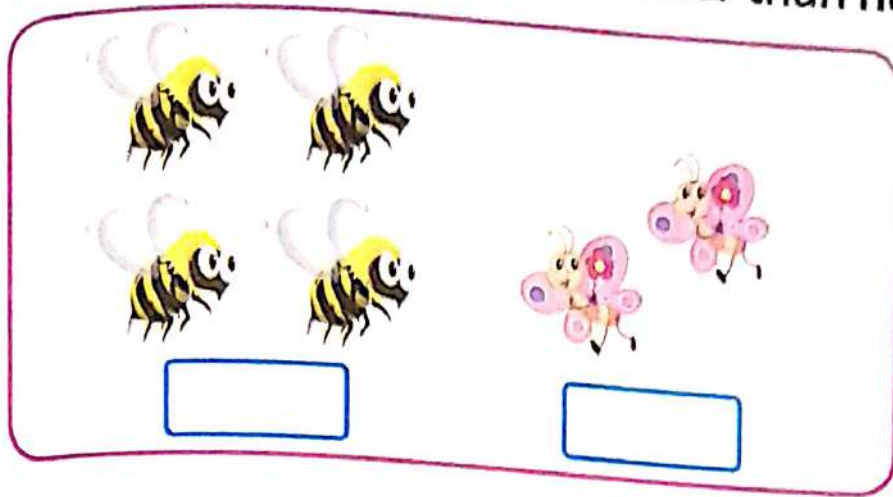


Count & Write the addition sentence & Find the answer .

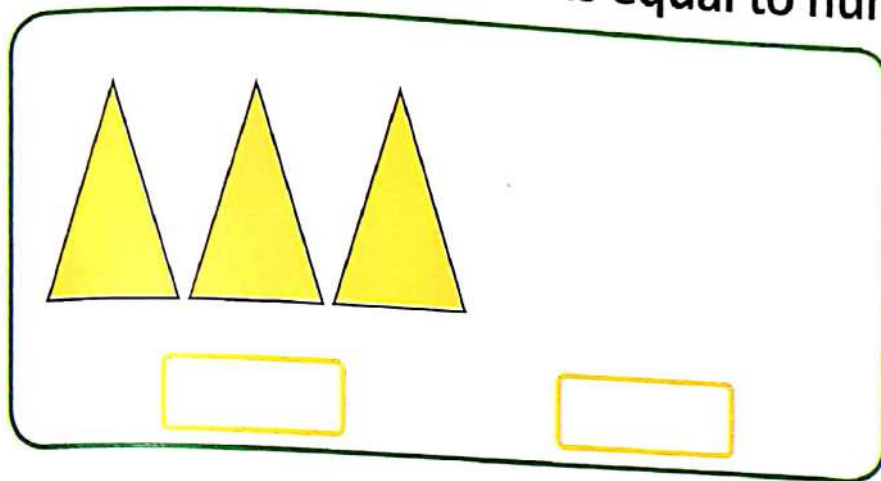


مع تمنياتي بالنجاح والتفوق
مستر وليد المصري
معلمه خير رياضيات
م : ٠١٢٣٩٤٧٦٩٤٨

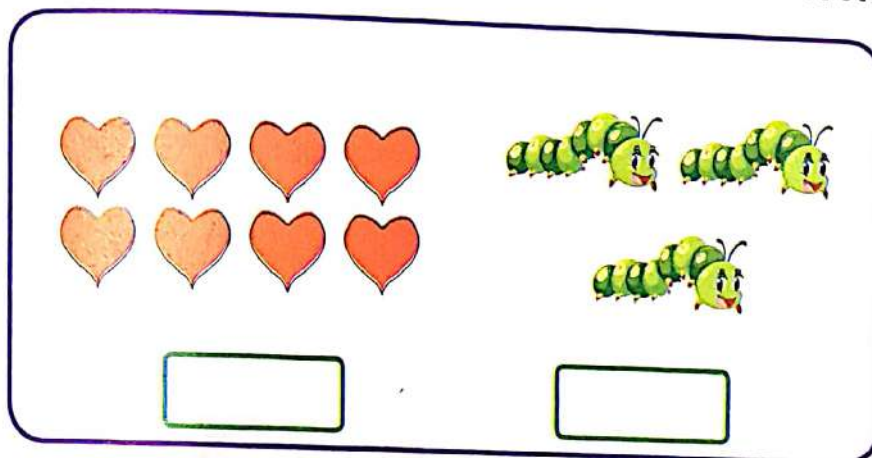
put (✓) inside the square that is smaller than number 3.



put (✓) inside the square that is equal to number 0.



put (✓) inside the square that is smaller than number 5.



مع تمنياتي بالنجاح والتفوق
مستتر وليد المصري
معلم خير رياضيات
م : ٠١٢٢٩٤٧٦٩٤٨

Put (✓) inside the square that is greater than number

Two red hearts are shown on the left, and five purple stars are shown on the right. Below each group is a blue square box for marking.

Put (✓) inside the square that is smaller than number


Three yellow triangles are shown on the left, and one pink butterfly is shown on the right. Below each group is a yellow square box for marking.

Put (✓) inside the square that is greater than number


Six red hearts are arranged in two rows of three on the left, and two red fire trucks are shown on the right. Below each group is a green square box for marking.

مع تمنياتي بالنجاح والتفوق
مستتر وكيد المصوي
معه خير رياضيات
م: ٠٩٢٢٩٤٧٦٩٤٨

Count and Write the number in each box.




.....




.....




.....



.....



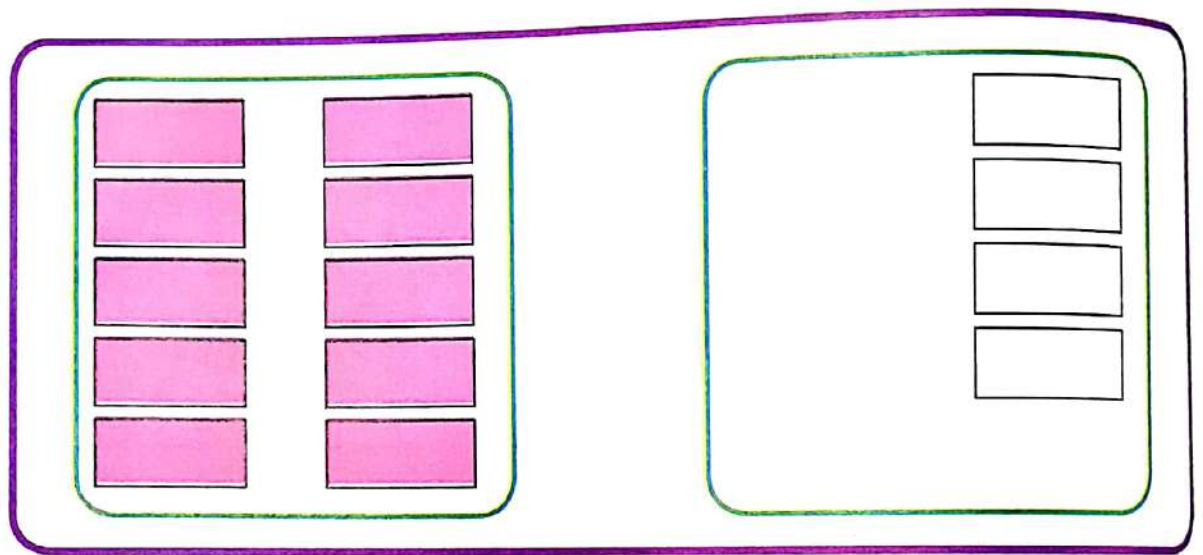
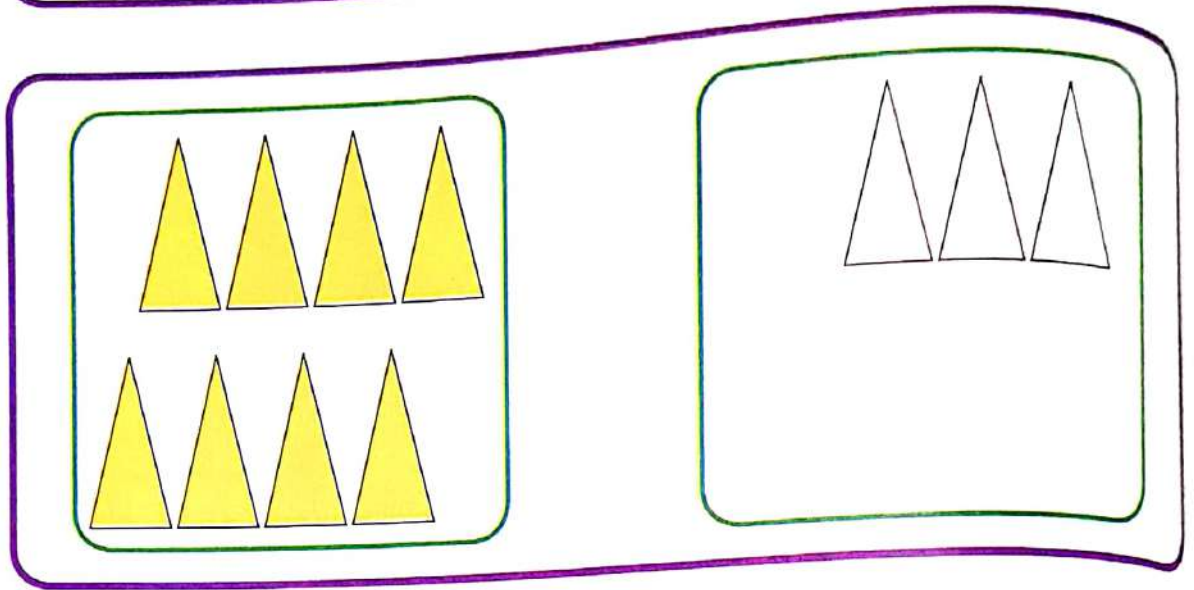
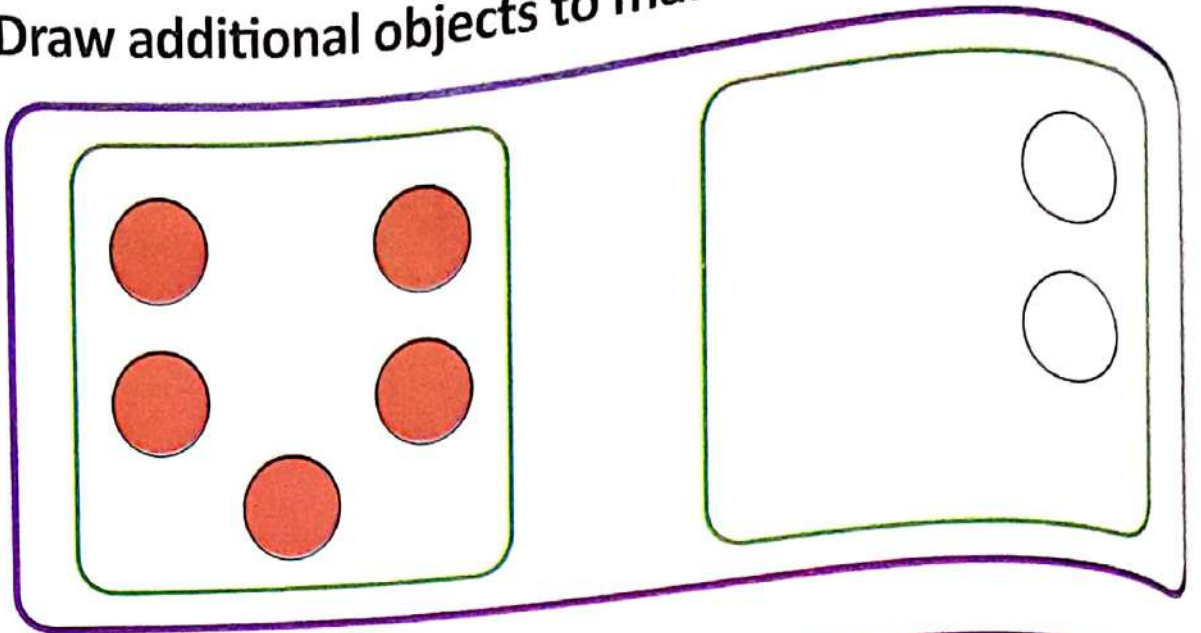
.....



.....




مع تمنياتي بالنجاح والتفوق
مستتر وليد المصري
معه خير رياضيات
م : ٠١٢٢٩٤٧٦٩٤٨

Draw additional objects to make equal sets.



مع تمنياتي بالنجاح والتفوق
مستر وليد المصري
معلمه خير رياضيات
م : ٠١٢٢٩٤٧٦٩٤٨


Circle the number of objects according to the number shown on each apple .




مع تمنياتي بالنجاح والتفوق
مستر وليد المصري
معلم خير رياضيات
د : ٠١٢٢٩٤٧٦٩٤٨

Chapter 6

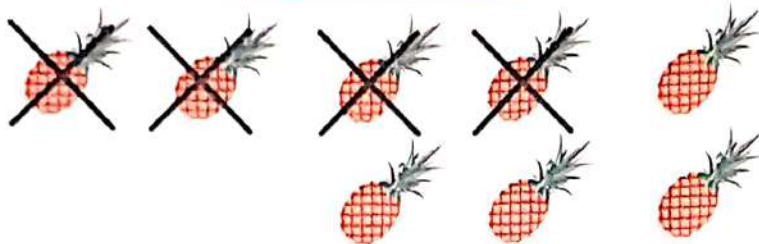
Subtract and Write the correct answer.




$9 - 6 =$




$9 - 7 =$



$8 - 4 =$





$10 - 5 =$







$9 - 5 =$



مع تمنياتي بالنجاح والتفوق
مستر وليد المصري
معلم خبير رياضيات
م : ٠١٧٢٩٤٧٦٩٤٨

Subtract and Write the correct answer.

 -  = $4 - 3 =$

 -  = $6 - 4 =$




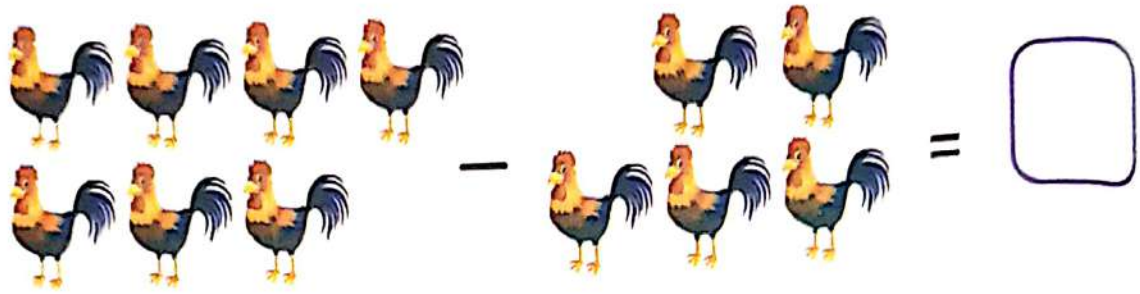

 -  = $7 - 3 =$

 -  = $5 - 3 =$

مع تمنياتي بالنجاح والتفوق
مستر وليد المصري
معلم خبير رياضيات
م : ٠١٢٢٩٤٧٦٩٤٨




Subtract and Write the correct answer.




مع تمنياتي بالنجاح والتفوق
مستر وليد المصري
معلمه خير رياضيات
م : ٠١٢٢٩٤٧٦٩٤٨

Subtract and Write the correct answer.




$$7 - 4 = 3$$



$$\dots - \dots = \dots$$



$$\dots - \dots = \dots$$



$$\dots - \dots = \dots$$

مع تمنياتي بالنجاح والتفوق
مستتر وليد المصري
معلم خبير رياضيات
م : ٠١٢٢٩٤٧٦٩٤٨

Heavier than \ lighter than?



Circle the lighter object.



Circle the heavier object.



Circle the lighter object.



Circle the heavier object.



مع تمنياتي بالنجاح والتفوق
مستر وليد المصري
معلم خبير رياضيات
م : ٠١٢٢٩٤٧٦٩٤٨


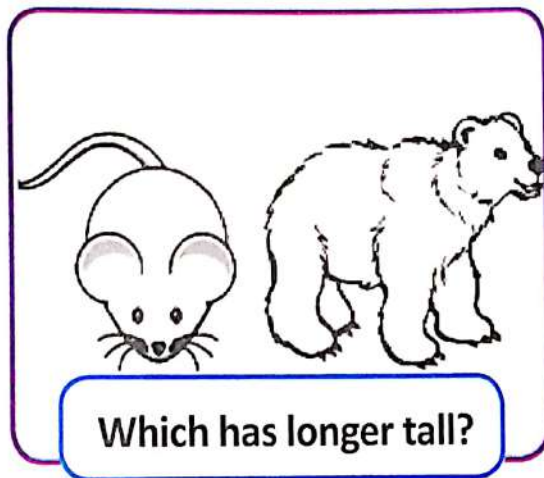


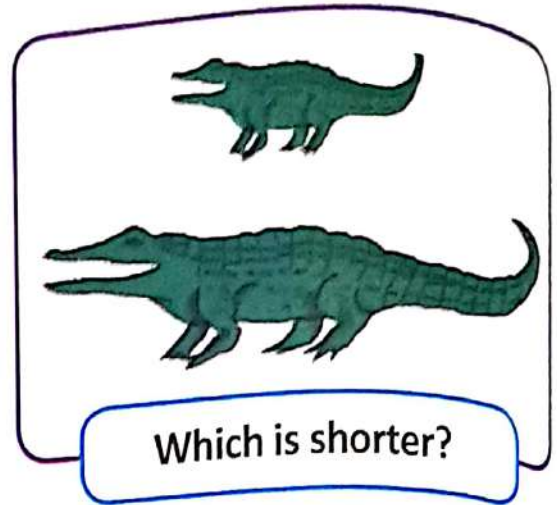
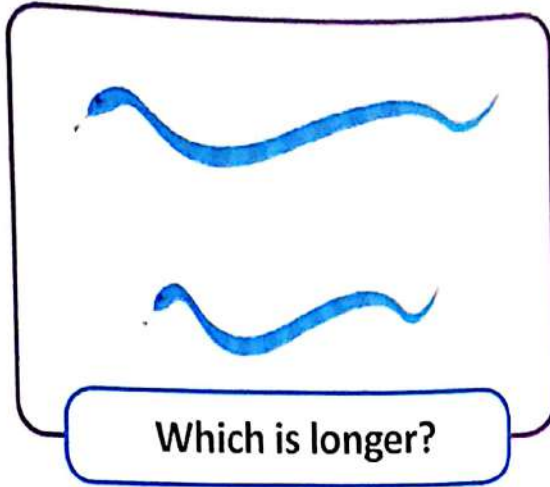
Put (✓) under the biggest object.



مع تمنياتي بالنجاح والتفوق
مستتر وليد المصري
معه خير رياضيات
م : ٠١٢٢٩٤٧٦٩٤٨



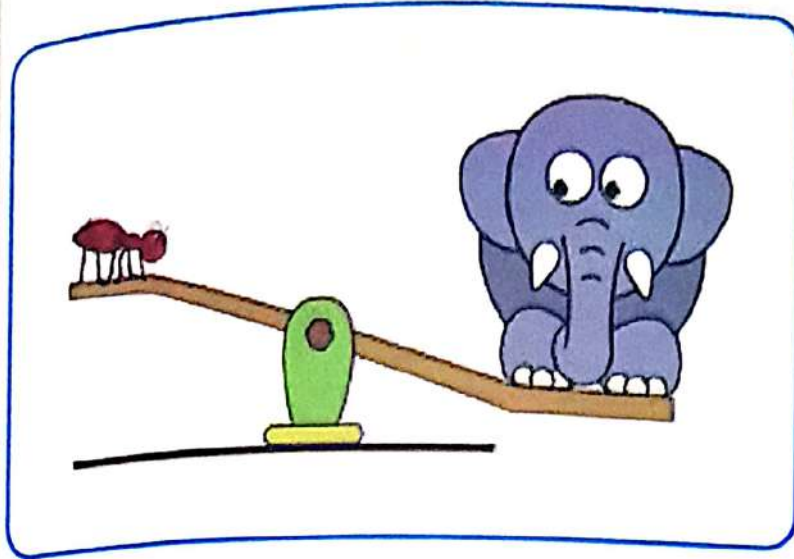
99

Which is shorter \ Which is longer?
Circle according to the question in each of the following.



مع تمنياتي بالنجاح والتفوق
مستتر وليد المصري
معلم خير رياضيات
م : ٠١٢٢٩٤٧٦٩٤٨

Which is heavier in each of the following?



مع تمنياتي بالنجاح والتفوق
مستر وليد المصري
بمنه خير رياضيات
م : ٠١٢٢٩٤٧٦٩٤٨

101

Put (✓) under the longest object.



Put (✓) under the shortest object.




مع تمنياتي بالنجاح والتفوق
مستتر وتفيد الحصري
م. : ٠١٣٣٩٤٧٦٩٤٨

Count the fruits in each side write the addition sentence and find the total number of fruits .



+

=




+

=



+

=



+

=



+

=

مع تمنياتي بالنجاح والتفوق
مستتر وليد المصري
معلم خير رياضيات
م : ٠١٢٢٩٤٧٦٩٤٨



Color by number

1 - ● - Blue

2 - ● - Orange

3 - ● - Yellow

4 - ● - Red

5 - ● - Pink

6 - ○ - White



مع تمنياتي بالنجاح والتفوق
مستر وليد المصري
معلم خبر رياضيات
م : ٠١٢٢٩٤٧٦٩٤٨